

BAB V

KESIMPULAN DAN SARAN

5.1 Kesimpulan

Berdasarkan uji perbandingan analisis kombinasi azitromisin-antivirus dengan kombinasi levofloxasin-antivirus pada pasien COVID-19 dengan pneumonia di RSUD Provinsi NTB, diperoleh hasil tidak ada perbedaan yang signifikan antara rata-rata nilai penggunaan kombinasi azitromisin-antivirus dibandingkan dengan penggunaan biaya kombinasi levofloxasin-antivirus dan harga biaya kombinasi levofloxsin-antivirus lebih mahal dibandingkan dengan biaya kombinasi azitromisin-antivirus dengan dilihat dari biaya langsung medis diantaranya biaya ruangan perawatan, biaya dokter, biaya farmasi, biaya perawatan, biaya laboratorium, biaya IGD dan biaya pelayanan lainnya.

5.2 Saran

1. Untuk RSUD Provinsi NTB diharapkan untuk meningkatkan sistem manajerial dalam menyimpan data-data sehingga memudahkan peneliti selanjutnya dalam melakukan penelitian.
2. Untuk penelitian selanjutnya diharapkan dapat mengembangkan penelitian ini dengan menambahkan beberapa aspek yang kurang dalam penelitian ini, mencakup jurnal pembanding dan kekosongan biaya menurut prespektif *Payer* (pemerintah).

DAFTAR PUSTAKA

- Afhdal, A. F. (2017). *Farmaekonomi pisau analisis terbaru dunia farmasi*. Cimahi: Samitra Media Utama.
- Binfar. (2013). *Pedoman Penerapan Kajian Farmaekonomi*. Jakarta: Kementerian Kesehatan Republik Indonesia.
- Bootman, J. L., Townsend, R. J., & Mcghan, W. F. (2005). Principles of Pharmacoeconomics. *Harvey Whitney Books Company* , 315-327.
- Cascella, M., Rajnik M., Coumou A. Dulebohn S., & Di Napoli, R. (2020). Feature Evaluation and Treatment Virus Corona (COVID-10). *Starpearls*.
- CDC. (2020). Virus Corona Disease (COVID-19). *Centers for Disease Control and Prevention*. Cennimo, D. J. (2020). Coronavirus Disease 2019 (COVID-19). *Medscape Medical New* , 1-35.
- Data Satuan Tugas (SATGAS) Penanganan COVID-19. 2021. *Kasus Aktif COVID19diIndonesia*(dalam<https://amp.kompas.com/nasional/read/2021/11/21/18281231/update-21-november-kasus-aktif-covid-19-di-indonesia-tercatat-8126> diakses pada tanggal 21 november 2021 pukul 23.52 WITA).
- Donsu, Y. C. and Hasmono, D. (2020) „Tinjauan Azitromisin Pada Penyakit Virus Korona 2019 (COVID-19)“, *Pharmacon: Jurnal Farmasi Indonesia*, 17(2), pp. 133–147. doi: 10.23917/pharmacon.v17i2.12359.
- Gennaro, F., Pizzol, C. M. Amtunes, M. Racalbutto, N., & Smith, L. (2020). Coronavirus Disease (COVID-19) Current Status and Future Prespective A

Narrative Riview. *International Journal and Public Healt*, 17 (2690) 1-11.

Gerakan Masyarakat Hidup Sehat (GERMAS). 2021. *Data COVID-19 di NTB*
(dalam [https://corona.ntbprov.go.id/ata/e40b90-48cb-11-a362-](https://corona.ntbprov.go.id/ata/e40b90-48cb-11-a362-97a59cc85180/show)

97a59cc85180/show diakses pada tanggal 17 november 2021 pukul 19.20 WITA

Gide, A. (1967) „Corona Virus Disease (Covid-19) 1.“, *Angewandte Chemie International Edition*, 6(11), 951–952., pp. 5–24.

Guo, Y., R. Cao, Q. D., Hong, Z. S., Tan, Y. Y., Chen, S. D., & Jin. J. (2020).

The Origin, Trasmision and Clinical therapies on Virus Corona Disease 2019
(COVID-19) Outbreak-an Update On The Status *Mill Med Res*, (11), 11.

Handayani, Diah, et al. "Corona virus disease 2019." *Jurnal Respirologi Indonesia*
40.2 (2020): 119-129.

Huang, C., Y., Li, X., Ren L., Zhao, J. & Hu, Y. (2020). Clinical Features of
Patients Infected with 2019 Novel Coronavirus in Wuhan, China. *Lancet*
395. 497-506
Ida Lisni, Devi Mujianti Ani Anggriani. “ Profil Antibiotik
Untuk Pengobatan Pasien COVI-19 Di Suatu Rumah Sakit Di Bandung.
12(2).

Kementerian Dalam Negeri. 2020. *Pedoman Umum Kesiapsiagaan Menghadapi
Penyakit Coronavirus (2019-nCoV) untuk Pemerintah Daerah*. Jakarta

(dalam <http://www.kemendagri.go.i/dokuments/Covid-19/BUKU>

PEDOMANCOVI-19/KEMENDAGRI.pdf diakses pada tanggal 12 juni 2022
pukul 20.12 WITA

Kementerian Kesehatan Republik Indonesia (2020) „Pedoman Pencegahan dan Pengendalian Coronavirus Disease (COVID-19)“, *Gemas*, pp. 0–115. Available at: https://infeksiemerging.kemkes.go.id/download/REV04_Pedoman_P2_COVID-19_27_Maret2020_TTD1.pdf [Diakses 11 Juni 2021].

Kementerian Kesehatan RI. (2020). *Pedoman Pencegahan dan Pengendalian Coronavirus Disease (COVID-19)*. Jakarta: Kementerian Kesehatan RI

Kemenkes, RI. (2013). *Panduan Farmaekonomi*. Jakarta. Kementerian Kesehatan RI
Kemenkes, RI (2020). Pneumonia. (dalam <https://infeksiemerging.kemkes.go.id/situasi-infeksi-emerging/waspada-penyakit-pneumonia-berat-yang-belum-diketahui-penyebabnya-di-tiongkok> diakses pada tanggal 20 november 2021 pukul 08.45 WITA.

Kesehatan, K. et al. (2019) „Profil penggunaan antibiotik pada pasien rawat jalan di rsud s.k lerik kota kupang periode januari-juni 2018 karya tulis ilmiah“.

Kolbiyah, L. (2019) „Analisis Efektivitas Biaya Penggunaan Antibiotik pada Pasien Pneumonia Rawat Inap di RSUD Karsa Husada Kota Batu tahun 2017-2018“. Available at: <http://etheses.uin-malang.ac.id/16670/>

Lisni, I., Mujiyanti, D. and Anggriani, A. (2021) „Profil Antibiotik Untuk Pengobatan Pasien Covid-19 Di Suatu Rumah Sakit Di Bandung“, *Jurnal Ilmiah Farmako Bahari*, 12(2), p. 99. doi: 10.52434/jfb.v12i2.1196.

Misnadiarly. (2015). *Penyakit infeksi saluran napas pneumonia pada anak balita dewasa dan usia lanjut*. Pustaka Obor Populer. Notoatmodjo. (2012).

Promosi Kesehatan Teori dan Aplikasi. PT Rineka Cipta.

Paluseri, A. et al. (2021) „*Analisis Efektivitas Biaya Penggunaan Antibiotik Levofloksasin Dan Azitromisin Pada Pasien Penderita Corona Virus Disease*“, *Jurnal Farmasi*, XVII(1), pp. 50–54.

Persatuan Dokter Paruh Indonesia (PDPI). 2017. Bronkopneumonia, Klasifikasi dan Proses Perjalanan Penyakit. (dalam <http://klikpdpi.com/index.php?mod=article&sel=7989> diakses pada tanggal 22 november 2021

Persatuan Dokter Paruh Indonesia (PDPI). 2020. Tiongkok. Pneumonia. PressRelease. *Outbreak Pneumonia*.

PerMenKes 917/Menkes/Per/x/1993. (1993). Jakarta. (dalam http://iai.id/uploads/libraries/Permenkes_No.919_thn_1993_ttg_Kriteria_Obat_yang_Dapat_Diserahkan_Tanpa_Resep.pdf diakses pada 23 november 2021

PIO Nas, RI. Antibiotik. Jakarta: (dalam <https://pionas.pom.go.id/ioni/bab-5-infeksi/51-antibakteri> diakses pada 23 november 2021

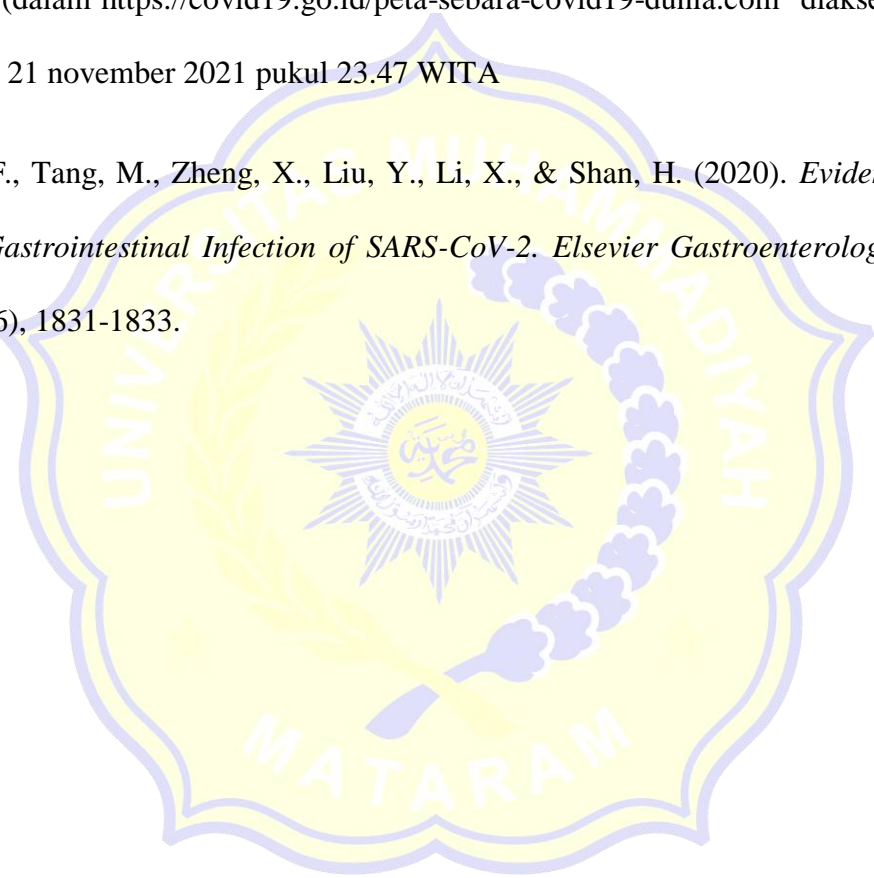
Prakoso, D., Posangi, J. and Nangoy, E. (2018) „*Gambaran dan Rasionalitas Penggunaan Antibiotik pada Pasien Dewasa dengan Community Acquired Pneumonia di RSUP Prof. Dr. R. D. Kandou Manado Periode Juni 2017-Mei 2018*“, *Jurnal e-Biomedik*, 6(2), pp. 166–173. doi: 10.35790/ebm.6.2.2018.22156.

- Putra, D. E. *et al.* (2021) „Pola Pemberian Antibiotik Di Era Pandemi Covid-19 (Studi Kasus Di Rumah Sakit Nasional Diponegoro)“, *Medica Hospitalia : Journal of Clinical Medicine*, 8(2), pp. 194–199. doi: 10.36408/mhjcm.v8i2.578.
- Raden Muhammad Ali, S., Resty Varia, T. and Djazuly, C (2020) 'Analisis Faktor Risiko Kematian Dengan Penyakit Komorbid Covid-19' , *Jurnal keperawatan Silampari*, 4(1), pp. 1689-1699.
- Rahmawati, C., Nopitasari, B. L. and Safitri, N. P. (2020) „Gambaran Biaya Langsung Medis Penyakit Pneumonia Dengan Terapi Ceftriaxone di Rawat Inap Rumah Sakit Umum Daerah X di NTB Tahun 2018.“, *Lambung Farmasi: Jurnal Ilmu Kefarmasian*, 1(1), p. 20. doi: 10.31764/lf.v1i1.1207.
- Sahin A. R. (2020). 2019 Novel virus corona (COVID-19) Outbreak: A Review Of The Current Literature. *Eurasian J Med Investig* 4 (1), 1-7.
- Vogenbergh, F. R. (2001). *Introduction to Applied Pharmacoeconomics*. USA: McGraw Hill Companies
- Vollono C., Rollo, E., Romozzi, M., Frisullo, G., Servidei, S., Borghetti, A., et al. (2020). Focal Status Epilepticus as Unique Clinical Feature of COVID-19: A case Report. *European Journal of Epilepsy*, 109-112

World Health Organization (WHO). 2019. *Pneumonia*. (dalam <https://digilib.esaunggul.ac.id?public/UEU-Undergraduate-16987-BAB%20I.Image.Marked.pdf> diakses pada tanggal 20 november 2021 pukul 08.30 WITA).

World Health Organization (WHO). 2021. *Peta Sebaran COVID-19 di Dunia* (dalam <https://covid19.go.id/peta-sebara-covid19-dunia.com> diakses pada tanggal 21 november 2021 pukul 23.47 WITA).

Xiao, F., Tang, M., Zheng, X., Liu, Y., Li, X., & Shan, H. (2020). *Evidence for Gastrointestinal Infection of SARS-CoV-2*. *Elsevier Gastroenterology*, 158 (6), 1831-1833.








LAMPIRAN

Lampiran 1

Surat Izin Penelitian

| | | |
|--|---|---|
|  | PEMERINTAH PROVINSI NUSA TENGGARA BARAT RUMAH SAKIT UMUM DAERAH Jalan Prabu Rangkasari, Dasan Cermen. Telp (0370) 7502424 Mataram Kode Pos : 83232 email : rsud@ntbprov.go.id Website : rsud.ntbprov.go.id |  |
| | | Mataram, 08 Januari 2022 |
| Nomor | : 073 / 18 / 0129 / RSUDP / 2022 | |
| Lampiran | : - | |
| Perihal | : Izin Pengambilan Data | |
| Kepada Yth : Dekan Fakultas Ilmu Kesehatan Universitas Muhammadiyah Mataram di - | | |
| Tempat | | |
| <i>Bismillahirraamanirrahilm</i> <i>Assalaamu'alaikum warahmatullahi wabarakatuh</i> | | |
| Sehubungan dengan Surat Saudara Nomor : 07/II.3.AU/06/1/2022, Tanggal 05 Januari 2022, Perihal Permohonan Izin Pengambilan Data, dengan ini kami sampaikan bahwa : | | |
| Nama | : Vira Yunia | |
| NIM/NIK/NIDN | : 2019E0B045 | |
| Judul | : Analisis Biaya Penggunaan Antibiotik Azitromisin Dan Levofloxasin Pada Pasien Covid-19 Dengan Pneumonia Di Instalansi Rawat Inap Rumah Sakit Provinsi Umum Daerah Nusa Tenggara Barat | |
| Lokasi | : RSUD Provinsi NTB | |
| Data yang Dibutuhkan | : Data Rekam Medis Dan Data Rincian Biaya Pasien Covid-19 Dengan Pneumonia | |
| Pada prinsipnya dapat diberikan izin sepanjang memenuhi ketentuan dan tata tertib yang berlaku di Rumah Sakit Umum Daerah Provinsi Nusa Tenggara Barat. Demikian untuk maklum, atas perhatiannya disampaikan terima kasih. | | |
| <i>Wassalaamu'alaikum warahmatullahi wabarakatuh</i> | | |
| An. DIREKTUR RUMAH SAKIT UMUM DAERAH PROV. NTB Wadir-SDM & DIKLIT RSUD Provinsi NTB | | |
|  dr. Hj. SUCIATI Pembina Utama Muda/IV c NIP. 19680819 199903 2 005 | | |
| Tembusan disampaikan Kepada Yth: | | |
| 1. Instalasi Farmasi RSUD Prov. NTB | | |
| 2. Instalasi Rekam Medis RSUD Prov. NTB | | |
| 3. Instalasi SIRS RSUD Prov. NTB | | |
| 4. Yang bersangkutan | | |
| 5. Arsip | | |

Lampiran 2

Lembar Pengumpulan Data

1. Lembar Pengumpulan Data Karakteristik Pasien Antibiotik Azitromisin

| No | Inisial pasien | Umur | Jenis kelamin | Diagnosi s primer | Diagnosis sekunder | Lama pengobatan | Status (hidup/meninggal) | Tgl masuk | Tgl keluar |
|----|----------------|------|---------------|-------------------|--------------------|-----------------|--------------------------|-----------|------------|
| 1. | | | | | | | | | |
| 2. | | | | | | | | | |

2. Lembar Pengumpulan Data Biaya Pasien Antibiotik Azitromisin

| No | Inisial pasien | Umur | Biaya ruangan perawatan | Biaya dokter | Biaya farmasi | Biaya perawat | Biaya Lab. | Biaya IGD | Biaya pelayanan lainnya | Total biaya | Rata-rata biaya |
|-----------|----------------|------|-------------------------|--------------|---------------|---------------|------------|-----------|-------------------------|-------------|-----------------|
| 1. | | | | | | | | | | | |
| 2. | | | | | | | | | | | |
| Total | | | | | | | | | | | |
| Rata-raya | | | | | | | | | | | |

3. Lembar Pengumpulan Data Karakteristik Pasien Antibiotik Levofloxasin

| No | Inisial pasien | Umur | Jenis kelamin | Diagnosi s primer | Diagnosis sekunder | Lama pengobatan | Status (hidup/me ninggal) | Tgl masuk | Tgl keluar |
|----|----------------|------|---------------|-------------------|--------------------|-----------------|---------------------------|-----------|------------|
| 1. | | | | | | | | | |
| 2. | | | | | | | | | |

4. Lembar Pengumpulan Data Pasien Antibiotik Levofloxasin

| No | Inisial pasien | Umur | Biaya ruang an perawat an | Biaya dokter | Biaya farmasi | Biaya perawat an | Biaya Lab. | Biaya IGD | Biaya pelaya nan lainnya | Total biaya | Rata-rata biaya |
|-----------|----------------|------|---------------------------|--------------|---------------|------------------|------------|-----------|--------------------------|-------------|-----------------|
| 1. | | | | | | | | | | | |
| 2. | | | | | | | | | | | |
| Total | | | | | | | | | | | |
| Rata-rata | | | | | | | | | | | |

Lampiran 3

Analisis SPSS

One-Sample Kolmogorov-Smirnov Test

| | | Biaya Keseluruhan Antibiotik | Biaya Ruang Perawatan | Biaya Dokter | Biaya Farmasi | Biaya Perawatan | Biaya Laboratorium | Biaya IGD | Biaya Pelayanan Lainnya |
|----------------------------------|----------------|------------------------------|-----------------------|--------------|----------------|-----------------|--------------------|--------------|-------------------------|
| N | | 46 | 46 | 46 | 46 | 46 | 46 | 46 | 46 |
| Normal Parameters ^{a,b} | Mean | 52136463.7391 | 6070652.1739 | 699478.2609 | 24020186.2826 | 3694304.3261 | 1248630.4348 | 1450960.7609 | 100000.0000 |
| | Std. Deviation | 26259277.92151 | 3806920.97935 | 453374.83825 | 18721144.69771 | 3571591.68714 | 1149936.77814 | 961994.12387 | 540061.72487 |
| Most Extreme Differences | Absolute | .088 | .119 | .126 | .198 | .163 | .139 | .105 | .508 |
| | Positive | .088 | .119 | .126 | .198 | .163 | .137 | .105 | .508 |
| | Negative | -.049 | -.063 | -.071 | -.127 | -.150 | -.139 | -.096 | -.427 |
| Kolmogorov-Smirnov Z | | .597 | .804 | .852 | 1.344 | 1.107 | .941 | .712 | 3.447 |
| Asymp. Sig. (2-tailed) | | .868 | .538 | .462 | .054 | .172 | .338 | .691 | .000 |

a. Test distribution is Normal.

b. Calculated from data.

Biaya Pelayanan Lainnya Mann-Whitney Test

Descriptive Statistics

| | N | Mean | Std. Deviation | Minimum | Maximum | Percentiles | | |
|----------------------|----|-------------|----------------|---------|------------|-------------|---------------|--------|
| | | | | | | 25th | 50th (Median) | 75th |
| Biaya Pelayanan Lain | 46 | 100000.0000 | 540061.72487 | .00 | 3600000.00 | .0000 | .0000 | .0000 |
| Kode | 46 | 1.2391 | .43127 | 1.00 | 2.00 | 1.0000 | 1.0000 | 1.2500 |

Ranks

| | Kode | N | Mean Rank | Sum of Ranks |
|----------------------|-------------------------|----|-----------|--------------|
| Biaya Pelayanan Lain | Antibiotik Levofloxasin | 35 | 22.63 | 792.00 |
| | Antibiotik Azitromisin | 11 | 26.27 | 289.00 |
| | Total | 46 | | |

Test Statistics^a

| | Biaya Pelayanan Lainnya |
|--------------------------------|-------------------------|
| =Mann-Whitney U | 162.000 |
| Wilcoxon W | 792.000 |
| Z | -1.835 |
| Asymp. Sig. (2-tailed) | .067 |
| Exact Sig. [2*(1-tailed Sig.)] | .445 ^b |

a. Grouping Variable: Kode

b. Not corrected for ties.

Group Statistics

| | Kode | N | Mean | Std. Deviation | Std. Error Mean |
|------------------------------|-------------------------|----|---------------|----------------|-----------------|
| Biaya Keseluruhan Antibiotik | Antibiotik Levofloxasin | 35 | 51948464.2857 | 21829514.02893 | 3689861.33204 |
| | Antibiotik Azitromisin | 11 | 52734643.8182 | 38500157.40714 | 11608234.22628 |
| Biaya Ruang Perawatan | Antibiotik Levofloxasin | 35 | 5528571.4286 | 2938650.54350 | 496722.60200 |
| | Antibiotik Azitromisin | 11 | 7795454.5455 | 5617359.45732 | 1693697.60295 |
| Biaya Dokter | Antibiotik Levofloxasin | 35 | 702428.5714 | 388078.54615 | 65597.24689 |
| | Antibiotik Azitromisin | 11 | 690090.9091 | 642483.53357 | 193716.07408 |
| Biaya Farmasi | Antibiotik Levofloxasin | 35 | 19155534.8571 | 8286759.64222 | 1400718.03391 |
| | Antibiotik Azitromisin | 11 | 39498622.6364 | 31580361.71330 | 9521837.32243 |
| Biaya Perawatan | Antibiotik Levofloxasin | 35 | 4461382.8286 | 3755431.49964 | 634783.78205 |
| | Antibiotik Azitromisin | 11 | 1253600.0000 | 916473.89161 | 276327.27533 |
| Biaya Laboratorium | Antibiotik Levofloxasin | 35 | 1248028.5714 | 975908.33965 | 164958.61710 |
| | Antibiotik Azitromisin | 11 | 1250545.4545 | 1646948.77659 | 496573.74008 |
| Biaya IGD | Antibiotik Levofloxasin | 35 | 1689840.3143 | 873242.27498 | 147604.88482 |
| | Antibiotik Azitromisin | 11 | 690889.4545 | 858235.87110 | 258767.85146 |

Independent Sample Test

| | | Levene's Test for Equality of Variances | | t-Test for Equality of Means | | | | | | |
|------------------------------|-----------------------------|---|------|------------------------------|--------|-----------------|-----------------|-----------------------|---|----------------|
| | | F | Sig. | t | df | Sig. (2-tailed) | Mean Difference | Std. Error Difference | 95% Confidence Interval of the Difference | |
| | | | | | | | | | Lower | Upper |
| Biaya Keseluruhan Antibiotik | Equal variances assumed | 5.215 | .027 | -.086 | 44 | .932 | -786179.53247 | 9178570.44007 | 19284372.77712 | 17712013.71219 |
| | Equal variances not assumed | | | -.065 | 12.087 | .950 | -786179.53247 | 12180565.60681 | 27304284.80688 | 25731925.74194 |
| Biaya Ruang Perawatan | Equal variances assumed | 9.348 | .004 | 1.76 | 44 | .085 | 2266883.11688 | 1286138.93131 | 4858925.81528 | 325159.58151 |
| | Equal variances not assumed | | | 1.28 | 11.74 | .224 | 2266883.11688 | 1765033.96953 | 6120964.97320 | 1587196.73944 |
| Biaya Dokter | Equal variances assumed | .717 | .402 | .078 | 44 | .938 | 12337.66234 | 158473.25297 | 307044.19312 | 331719.51779 |
| | Equal variances not assumed | | | .060 | 12.377 | .953 | 12337.66234 | 204521.18755 | 431775.08807 | 456450.41274 |
| Biaya Farmasi | Equal variances assumed | 32.826 | .000 | 3.51 | 44 | .001 | 20343087.7792 | 5781169.48828 | 31994289.30827 | -8691906.25017 |
| | Equal variances not assumed | | | 2.11 | 10.436 | .060 | 20343087.7792 | 9624312.80691 | 41666559.14292 | 980383.58447 |

| | | | | | | | | | | |
|--------------------|-----------------------------|--------|------|-------|------|------|---------------|------------|-------------|---------------|
| Biaya Perawatan | Equal variances assumed | 7.893 | .007 | 2.78 | 44 | .008 | 3207782.82857 | 1151044.71 | 888004.6240 | 5527561.03307 |
| | Equal variances not assumed | | | 4.63 | 42.8 | .000 | 3207782.82857 | 692320.166 | 1811465.883 | 4604099.77336 |
| Biaya Laboratorium | Equal variances assumed | 13.291 | .001 | -.006 | 44 | .995 | -2516.88312 | 401977.958 | 812650.2265 | 807616.46036 |
| | Equal variances not assumed | | | -.005 | 12.2 | .996 | -2516.88312 | 523255.983 | 1139668.945 | 1134635.17927 |
| Biaya IGD | Equal variances assumed | .168 | .684 | 3.32 | 44 | .002 | 998950.85974 | 300673.495 | 392983.2465 | 1604918.47294 |
| | Equal variances not assumed | | | 3.35 | 17.0 | .004 | 998950.85974 | 297906.030 | 370524.3258 | 1627377.39359 |



Test normalitas Biaya Farmasi



One-Sample Kolmogorov-Smirnov Test

| | | Biaya BHP/Set APD | Biaya Obat Antivirus | Biaya Obat Antibiotik | Biaya Obat Lainnya | Biaya ALKES |
|----------------------------------|----------------|-------------------|----------------------|-----------------------|--------------------|--------------|
| N | | 46 | 46 | 46 | 46 | 46 |
| Normal Parameters ^{a,b} | Mean | 19270652.1739 | 1493018.2391 | 368446.7609 | 2445979.9565 | 442089.1522 |
| | Std. Deviation | 19383120.02200 | 1538457.89605 | 710480.60702 | 2580570.82315 | 497583.76426 |
| Most Extreme Differences | Absolute | .287 | .171 | .321 | .192 | .187 |
| | Positive | .287 | .171 | .321 | .192 | .174 |
| | Negative | -.160 | -.166 | -.305 | -.173 | -.187 |
| Kolmogorov-Smirnov Z | | 1.945 | 1.160 | 2.179 | 1.301 | 1.269 |
| Asymp. Sig. (2-tailed) | | .001 | .136 | .000 | .068 | .080 |

a. Test distribution is Normal.

b. Calculated from data.

□

Mann-Whitney Test

| | | Ranks | | |
|-----------------------|-------------------------|-------|-----------|--------------|
| | Kode | N | Mean Rank | Sum of Ranks |
| Biaya BHP/Set APD | Antibiotik Levofloxacin | 35 | 21.23 | 743.00 |
| | Antibiotik Azitromisin | 11 | 30.73 | 338.00 |
| | Total | 46 | | |
| Biaya Obat Antibiotik | Antibiotik Levofloxacin | 35 | 27.21 | 952.50 |
| | Antibiotik Azitromisin | 11 | 11.68 | 128.50 |
| | Total | 46 | | |

Test Statistics^a

| | Biaya BHP/Set APD | Biaya Obat Antibiotik |
|--------------------------------|-------------------|-----------------------|
| Mann-Whitney U | 113.000 | 62.500 |
| Wilcoxon W | 743.000 | 128.500 |
| Z | -2.048 | -3.348 |
| Asymp. Sig. (2-tailed) | .041 | .001 |
| Exact Sig. [2*(1-tailed Sig.)] | .041 ^b | .000 ^b |

a. Grouping Variable: Kode

b. Not corrected for ties.

Group Statistics

| | Kode | N | Mean | Std. Deviation | Std. Error Mean |
|----------------------|-------------------------|----|--------------|----------------|-----------------|
| Biaya Obat Antivirus | Antibiotik Levofloxasin | 35 | 1789550.4000 | 1605568.64313 | 271390.63400 |
| | Antibiotik Azitromisin | 11 | 549506.8182 | 774047.84089 | 233384.20527 |
| Biaya Obat Lainnya | Antibiotik Levofloxasin | 35 | 3087070.2857 | 2632370.96210 | 444951.90373 |
| | Antibiotik Azitromisin | 11 | 406147.0909 | 625840.08623 | 188697.88589 |
| Biaya ALKES | Antibiotik Levofloxasin | 35 | 548079.0571 | 517719.19555 | 87510.51617 |
| | Antibiotik Azitromisin | 11 | 104848.5455 | 196004.05411 | 59097.44590 |

Independent Samples Test

| | | Levene's Test for Equality of Variances | | t-test for Equality of Means | | | | | | |
|----------------------|-----------------------------|---|------|------------------------------|--------|-----------------|-----------------|-----------------------|---|---------------|
| | | F | Sig. | t | df | Sig. (2-tailed) | Mean Difference | Std. Error Difference | 95% Confidence Interval of the Difference | |
| | | | | | | | | Lower | Upper | |
| Biaya Obat Antivirus | Equal variances assumed | 10.856 | .002 | 2.459 | 44 | .018 | 1240043.58182 | 504253.89212 | 223786.63834 | 2256300.52529 |
| | Equal variances not assumed | | | 3.464 | 35.980 | .001 | 1240043.58182 | 357940.02779 | 514093.33563 | 1965993.82800 |
| Biaya Obat Lainnya | Equal variances assumed | 10.119 | .003 | 3.324 | 44 | .002 | 2680923.19481 | 806471.62185 | 1055586.43842 | 4306259.95119 |
| | Equal variances not assumed | | | 5.547 | 42.640 | .000 | 2680923.19481 | 483310.55106 | 1705996.62843 | 3655849.76118 |
| Biaya ALKES | Equal variances assumed | 5.671 | .022 | 2.760 | 44 | .008 | 443230.51169 | 160591.43232 | 119579.74626 | 766881.27712 |
| | Equal variances not assumed | | | 4.197 | 42.224 | .000 | 443230.51169 | 105596.39460 | 230161.88724 | 656299.13614 |

RATA-RATA BIAYA ANTIBIOTIK

Test Normalitas

One-Sample Kolmogorov-Smirnov Test

| | | Rata-Rata Biaya |
|----------------------------------|----------------|--------------------|
| N | | 46 |
| Normal Parameters ^{a,b} | Mean | 3389473.8478 |
| | Std. Deviation | 2111944.32610 |
| | Absolute | .155 |
| Most Extreme Differences | Positive | .155 |
| | Negative | -.091 |
| Kolmogorov-Smirnov Z | | 1.053 |
| Asymp. Sig. (2-tailed) | | .217 |

a. Test distribution is Normal.

b. Calculated from data.

Group Statistics

| | Kode | N | Mean | Std. Deviation | Std. Error Mean |
|-----------------|-------------------------|----|--------------|----------------|-----------------|
| Rata-Rata Biaya | Antibiotik Levofloxacin | 35 | 2981175.4286 | 1265028.54711 | 213828.85179 |
| | Antibiotik Azitromisin | 11 | 4688805.1818 | 3491473.35047 | 1052718.82446 |

Independent Sample Test

| | Levene's Test for Equality of Variances | t-Test for Equality of Means | | | | | | | | |
|-----------------|--|------------------------------|------|--------|--------|---------------------|--------------------|--------------------------|---|---------------|
| | | F | Sig. | t | df | Sig. (2- tailed) | Mean Difference | Std. Error Difference | 95% Confidence Interval of the Difference | |
| | | | | | | | | | Lower | Upper |
| Rata-Rata Biaya | Equal variances assumed | 18.245 | .000 | -2.468 | 44 | .018 | 1707429.75325 | 691935.43438 | -3101933.99130 | -312925.51520 |
| | Equal variances not assumed | | | -1.589 | 10.837 | .141 | 1707429.75325 | 1074215.85411 | -4076115.56113 | 661256.05464 |

