

CHAPTER V

CONCLUSION AND SUGGESTION

5.1 Conclusion

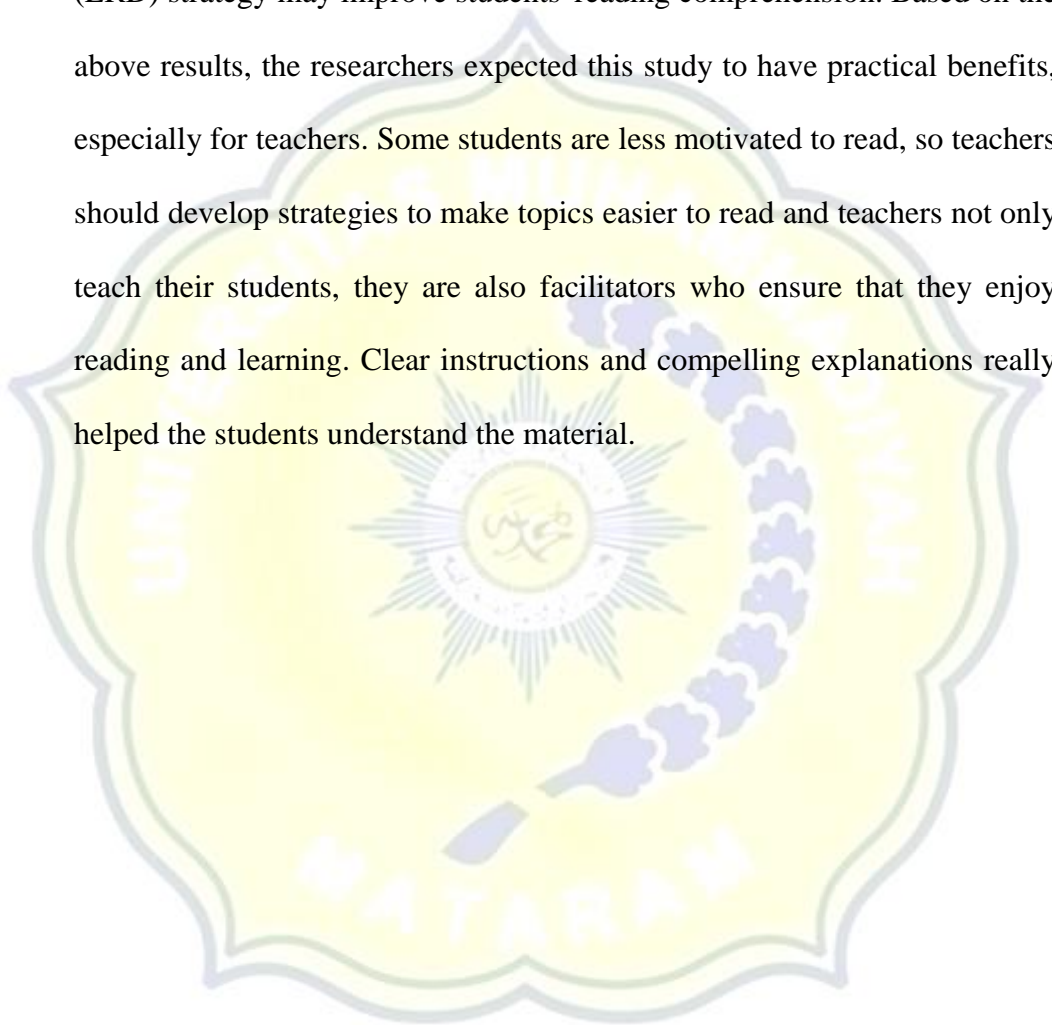
Based on the research questions the research concluded that the use of the Listen-Read-Discuss (LRD) Strategy to improved students' reading skills ? In the research finding, before the treatment was given the student score of the experimental group students on the pre-test is 52,00 and after the treatment was given the students' score on the post-test is 67.00, which means the use of the Listen-Read-Discuss (LRD) Strategy has because in the paired test table the score table was Sig. (2-tailed) 0.000 <0.05 or Alternative Hypothesis (Ha) is accepted. Then the students who were not taught using The Listen-Read-Discuss (LRD) Strategy in the control group got a pre-test score of 41,87 and a post-test score of 52,07. Then the post-test result from the experimental group was 67,00 which was higher than the post-test from the control group, which was 52,40, meaning that students who were taught using the of Listen-Read-Discuss (LRD) Strategy had a significant difference because the Independent Test table scores Sig. (2-tailed) 0.000<0.05 or Alternative Hypothesis (Ha) is accepted.

Research shows that using the Listen-Read-Discuss (LRD) strategy improves reading skill of the eighth Grade students of SMPN 19 Mataram. We can see that the data has improved. Using the Listen-Read-Discuss (LRD) strategy can help students improve their reading comprehension by

tailoring the material to their needs and interests. We found that applying the Listen-Read-Discuss (LRD) Strategy improved students' reading skills.

5.2 Suggestion

The results of this study showed that applied the Listen-Read-Discuss (LRD) strategy may improve students' reading comprehension. Based on the above results, the researchers expected this study to have practical benefits, especially for teachers. Some students are less motivated to read, so teachers should develop strategies to make topics easier to read and teachers not only teach their students, they are also facilitators who ensure that they enjoy reading and learning. Clear instructions and compelling explanations really helped the students understand the material.



BIBLIOGRAPHY

- Al Kindy, A. M., Shah, I. M., & Jusoh, A. (2016). *Consideration And Methodological Approaches In Studying Transformational Leadership Impact On Work Performance Behaviors. International Journal Of Advanced Research*, 887.
- Amin, Muh. Rahmatul. 2017. *Using TELLs (Title, Examine, Look, Look, and Setting) Strategy to Improve Students' Reading Comprehension at the First Year of SMK Negeri 1 Limbuang*. Unpublished Thesis. Makassar: Makassar Muhammadiyah University.
- Andi Prastowo. (2011). *Metode Penelitian Kualitatif dalam Perspektif Rancangan Penelitian*. Jogjakarta: Ar-Ruzz Media.
- Ariandika, A. G., & Kartikawati, D. (2018). *Effective Method Of Teaching Reading (A Case Study. Jurnal Bahasa Lingua Scientia*, 277.
- Ardhian, T., Ummah, I., Anafiah, S., Tamansiswa, U. S., & Rachmadtullah, R. (2020). *Reading And Critical Thinking Techniques On Understanding Reading Skills For Early Grade Students In Elementary School*. 13(2), 107–118.
- Deswarni, D. (2018). *The Effect Of Using Stad Strategy. Al-Ishlah: Jurnal Pendidikan*, 122.
- Doni Sudiby, Agusetiawan, Anis Rahmawati. (2020). *The Influence Of Using Listen-Read-Discuss (Lrd) Strategy Towards Students' Reading Comprehension On Narrative Text*. 7(1), 8–14.
- Dwiono, R. (N.D.). *Listen-Read-Discuss In Teaching And Learning Reading Comprehension : A Case Study Of Private*.
- Dwiono, R. (2017). *Listen-Read-Discuss In Teaching And Learning Reading Comprehension: A Case Study Of Private Senior High School In Lampung. Proceeding Of 2nd International Conference Of Arts Language And Culture*.
- Gilakjani, A. P. (2016). *How Can Students Improve Their Reading Comprehension Skill? Journal Of Studies In Education*, 230.
- Harmer, Jeremy . (2007). *The Practice Of English Language Teaching*. Pearson Educationn Limited.
- Ibrahim, R. (2017). *The Use Of Listen Read Discuss Strategy And Reading Motivation Toward The Students' Reading Comprehension. Elt- Lectura: Jurnal Pendidikan*, 27.
- Jismulatif, Aruan, R., & Lusian, D. (2021). *The Effect Of Listen-Read-Discuss (Lrd) Strategy On Reading Comprehension Of The Second Year Students*

At Smk Dar El Hikmah Pekanbaru. *Jurnal Pajar (Pendidikan Dan Pengajaran)*, 685.

Kaelan. 2012. *Metode Penelitian Kualitatif Interdisipliner*. Yogyakarta: Paradigma.

Lusiani, D., & Aruan, R. (2021). *Jurnal Pajar (Pendidikan Dan Pengajaran) Volume 5 Nomor 3 Mei 2021 | Issn Cetak : 2580 - 8435 | Issn Online : 2614 - 1337 Doi : Http://Dx.Doi.Org/10.33578/Pjr.V5i3.8327 The Effect Of Listen-Read-Discuss (Lrd) Strategy On Reading Comprehension Of The S. 5*, 684–691.

Manzo. Athony V. & Casale. Ula P. (1985). *Listen-Read-Discuss : A Content Reading Heuristick Journal Of Reading*, 28, 372-734.

Ngatimah, & Hanapi, H. (2018). *He Listen, Read, Discuss (Lrd) Strategy In Improving The Student Reading Skill Of Recount Text At Smp N 2 Buru*. Research Gate.

Noermanzah. (2019). Bahasa sebagai Alat Komunikasi, Citra Pikiran, dan Kepribadian. *Prosiding Seminar Nasional Bulan Bahasa (Semiba)*, 307.

Nugroho, D. C. (2021). The Implementation Of Listen-Read Discuss (Lrd) Strategy To Teach Reading Of Recount Text. *Retain (Research On English Language Teaching In Indonesia) (E-Journal)* ., 16.

Prastina, K. A., & Nurmanik, T. (2019). *Meningkatkan Keterampilan Membaca Siswa Dengan Strategi Listen – Read – Discuss*. 1–6.

Putri, L. S. (2019). *The Effect Of Using Listen Read Discuss Strategy In Teaching*.

Purwanti, S. E. (2017). *The Use Of Lrd (Listen-Read-Discuss) Strategy To Improve Students' Reading Comprehension Of The Second Grade Students At Smp N.2 Tembilahan . English Journal Of Indragiri*, 80.

Richards, J.C. & Renandya, W.A. (2002). *Methodology in Language Teaching*. USA: Cambridge University Press.

Rija, D. (2017). *Listen-Read-Discuss In Teaching And Learning Reading Comprehension: A Case Study Of Private Senior High School In Lampung. Proceeding Of 2nd Internasional Conference Of Arts Language And Culture*, 437.

Rohman, I. A., & Suwandi, S. (2021). *The Effectiveness Of Listen-Read-Discuss And Contextual Redefinition Strategies In Teaching Reading Comprehension To Efl Learners With Different Levels Of Motivation . English Education Journal*, 445.

- Rohman, S. (2021). *Pengaruh Model Improve Terhadap Hasil Belajar Siswa Pada Konsep Archaeobacteria Dan Eubacteria Di Kelas X Sman 16 Garut. Jurnal Life Science* .
- Sudiby, D., Setiawan, A., & Rahmawati, A. (2020). The Influence Of Using Listen-Read-Discuss (Lrd) Strategy Towards Students' Reading Comprehension On Narrative Text . *Nteraction: Jurnal Pendidikan Bahasa* , 8.
- Sugiyono. 2008. *"Metode Penelitian Kuantitatif Dan Kualitatif Dan R7d"*. Bandung Alfabeta.
- Sugiyono. (2011). *Metode Penelitian Kuantitatif, Kualitatif, dan R&D. Bandung: Alfabet.*
- Sugiyono. (2012). *Metode Penelitian Kuantitatif, Kualitatif, dan R&D. Bandung: Alfabet.*
- Sugiyono. 2014. *"Memahami Penelitian Pendidikan(Pendekatam Kuantitatif Dan Kualitatif Dan R7d"*. Bandung Alfabeta.
- Sugiyono. (2016). *Memahami Penelitian Kualitatif*. Bandung: Alfabeta.
- Sugiyono. (2018) . *Management Research Methods* . Bandung: Alfabeta.
- Syaipullah S. 2016. *The Use of Think-Pair-Share Strategy to Develop Students' Reading Achievement*. Unpublished Thesis. Makassar: Makassar Muhammadiyah University.
- Tampubolon, A., & Panjaitan, N. B. (2016). *A Comparative Study Between Tps And Lrd Strategy To Enhance Students ' Reading Comprehension*. 4.
- Tampubolon, A., & Panjaitan, N. B. (2019). *A Comparative Study Between Tps And Lrd Strategy To Enhance Students' Reading Comprehension* . *Journal Of English Language Pedagogy, Literature And Culture*, 128-152 .
- Yulianah , & Muzammil, L. (2020). *The Effectiveness Of Listen-Read-Discuss (Lrd) Strategy For Students' Reading Comprehension*. *Jurnal Ilmiah Bahasa Dan Sastra* , 65.
- Yusanti, E. (2018). *Listen-Read-Discuss (Lrd) In Teaching Second Language Reading* . *Let: Linguistics, Literature And English Teaching Journal* , 67.

APPENDIX

LESSON PLAN

School : SMPN 19 Mataram

Subjects : English

Class / Semester : VIII / 1 Years

Lesson : 2021/2022

Text Type : Narrative Text

Aspect : Reading and writing

Time Allocation : 2 x 25 minutes

A. Competency standards :

12. Expressing meaning in functional written texts and simple short essays in the form of recount and narrative to interact with the surrounding environment.

B. Basic competencies :

12.1 Expressing meaning in the form of simple short functional written text using a variety of written language accurately, fluently and acceptable to interact with students surrounding environment.

C. Indicators :

1. Identify various text meanings in Narrative Text.

2. Respond and express the meaning in Narrative text accurately, fluently, and acceptable.
3. Respond the meaning and rhetorical steps in Narrative text, fluently, and acceptable.
4. Understand and use the new vocabulary.

D. Objective :

1. Students are able to express meaning in narrative texts and are able to use the simple past tense in everyday life.
2. Students are able to respond to the meaning and meaning of narrative text accurately, fluently and acceptable.
3. Students are able to respond to the meaning and rhetorical steps in the narrative text.
4. Students can understand and discover new vocabulary.

E. Material :

1. Material of Narrative Text.
2. Story of Three Little Pigs and The Gplden Egg.

F. Teaching Method :

Listen-Read-Discuss (LRD) Strategy

G. Learning Method :

1. Discussion
2. Assignment

H. Learning activity :

No	Learning Activities	Characters	Time
1.	<p>Preliminary activities</p> <p>Opening</p> <ol style="list-style-type: none"> 1. greetings. 2. Praying 3. Chacking the Attends list 	<p>Polite</p> <ol style="list-style-type: none"> 1. Religious 2. Discipline 	<p>2,5 Minutes</p>
2.	<p>Initial Activies</p> <ol style="list-style-type: none"> 1. The teacher asks questions to students related to the material to be studied. 2. The teacher conveys the title of the material to be discussed. 3. The teacher conveys the purpose of the narrative text. 4. The teacher conveys the generic structure 	<ol style="list-style-type: none"> 1.Communicative 2.Active 3.Curiosity 	<p>15 Minutes</p>

	<p>in narrative text.</p> <p>5. The teacher introduces narrative text.</p> <p>6. After finishing explaining, the teacher asks the student's understanding</p>		
3.	<p>Core Activities</p> <p>1. Exploration : Students look for new vocabulary on story sheets containing narrative text given by the teacher.</p> <p>2. Elaboration Phase : Students read and understand narrative text.</p> <p>3. Confirmation Phase : The teacher gives a story to the students,</p>	<p>Happy reading creative, Hard work, Appreciate achievements, Happy for own efforts.</p>	<p>25 Minutes</p>

	<p>then they answer the essay questions from the story that the teacher provides in their own language.</p>	
4.	<p>Closing Activities</p> <ol style="list-style-type: none"> 1. The teacher motivates students to always be enthusiastic about learning 2. The teacher says closing greetings. 	<p>2,5 Minutes</p>

Mataram, 23 July 2022

Mengetahui,

Tutour Teacher

College Student

Darmawati S,P

Rizki Auwalun Muslimah

A. Narrative text Post-Test

THREE LITTLE PIGS

Once upon a time, there were three little pigs and the time came for them to seek their fortunes and build their houses. The first little pig built his house of straw while the middle brother decided to build a house of sticks. They were done with building their houses very quickly and without much hard work.

The third pig who was the oldest amongst them decided to build a house of bricks. He did not mind doing some hard work because he wanted a strong house as he knew that in the woods nearby, there was a wolf who liked to catch little pigs and eat them up.

When the three houses were finished, they sang and danced happily the whole day. After enjoying a lot, just as the first pig reached his door, a big bad wolf popped up from the woods. The little pig got scared and quickly hid in his house made of straws. The big bad wolf huffed and puffed and blew the house down in minutes.

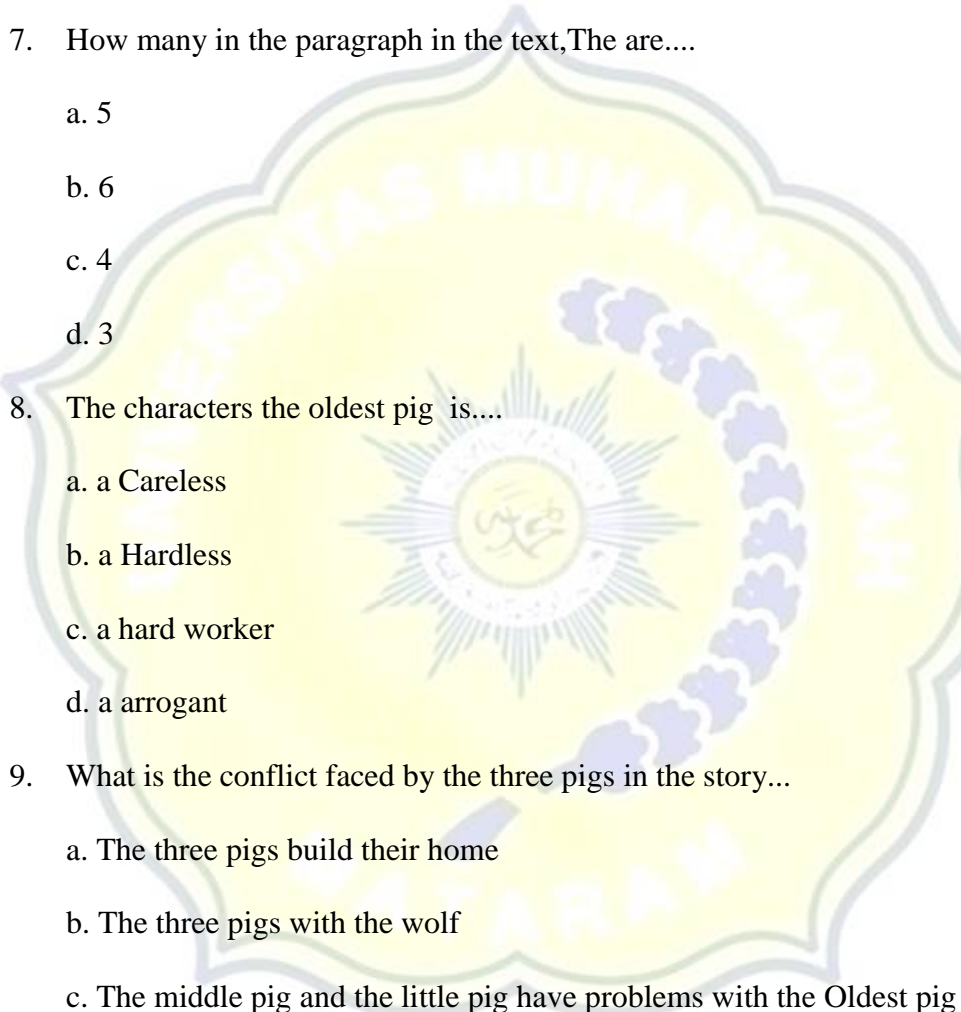
Seeing this the little pig ran to his middle brother's house made of sticks. The wolf now came to this house and huffed and puffed and blew the house down in hardly any time. Now, both the terrified pigs ran to their oldest brother's house which was made of bricks.

The big bad wolf tried to huff and puff and blow the third house down, but he could not. He kept trying for hours but the house was very strong and all the three pigs were safe inside. He tried to enter through the chimney but the third pig boiled a big pot of water and kept it below the chimney. The wolf fell into it and died. The two young pigs felt sorry for being so lazy while building the houses. They also built their houses with bricks and all the three little pigs lived happily ever after.

Answer the questions below by choosing the correct answer!

1. What is kind of the text above ?
 - a. Recount text

- b. Narrative text
 - c. Report text
 - d. Descriptive text
2. The story above tell about....
- a. Snow white
 - b. Cinderella
 - c. Three little pigs
 - d. Maling Kundang
3. The situation of this story as living...
- a. Their lived in the village
 - b. Their lived in the woods
 - c. Their lived in the country
 - d. Their lived in the city
4. a big bad wolf popped up from the woods in the...
- a. First paragraph
 - b. Second paragraph
 - c. Third paragraph
 - d. Last paragraph
5. The second pig builds a house out of...
- a. The Straw
 - b. The Sticks
 - c. The grass
 - d. The Bricks

6. Who is trying to prey on them?
 - a. The Oldest pig
 - b. The first little pig
 - c. The middle pig
 - d. The wolf
 7. How many in the paragraph in the text, The are....
 - a. 5
 - b. 6
 - c. 4
 - d. 3
 8. The characters the oldest pig is....
 - a. a Careless
 - b. a Hardless
 - c. a hard worker
 - d. a arrogant
 9. What is the conflict faced by the three pigs in the story...
 - a. The three pigs build their home
 - b. The three pigs with the wolf
 - c. The middle pig and the little pig have problems with the Oldest pig
 - d. a b and c is the correct answer
 10. What the moral of the story...
 - a. Enjoy your life
 - b. Never give up
- 
- A large, semi-transparent watermark of the Universitas Muhammadiyah Semarang logo is centered on the page. The logo is a yellow shield with a scalloped border, containing a sunburst emblem and the university's name in Indonesian and Arabic script.

c. Never shy away from hard work

d. Never say never

11. How many characters in this story...

a. 1

b. 2

c. 3

d. 4

12. Now, Both the terrified pigs ran to their oldest brother's house which was made of bricks.

The words **Both** in the story show who...

a. The little pig and the oldest pig

b. The oldest pig and the middle pig

c. The little pig and the middle pig

d. The little pig and the wolf

13. Why are little pigs and pigs scared...

a. because the bad wolf huffed and puffed and blew up their house.

b. Because they saw a ghost

c. because they are cowards

d. Because the oldest pig hit them

14. Which pig house is the very strong...

a. The little pig house

b. The middle pig house

c. The oldest pig house

d. The wolf house

15. In the story what happens when the three pigs have finished their house...

a. They sleep the whole day

b. They play the whole day

c. They walk whole day

d. They sang and danced happily the whole day

Answer the questions below !

1. Why did the three pigs build their house?
2. What is the complication or main problem from the story above!
3. Write down the characters and setting of the story!
4. What is the end of the story!
5. Make the conclusion of the text by your own words!

B. Narrative text Pre-Test

THE GOLDEN EGGS

Long time ago a village in China, was inhabited mainly with farmers and hunters. One day, a poor farmer lost his entire livestock to flood. He prayed hard to God for helping or h an old man, his family would die of starvation.

Few days later an old man, with long grey beard, passed by his house took pity on him. He gave him a goose and said. “ I don’t have any expensive thing to give you and hope this goose will help you to ease your hardship.”

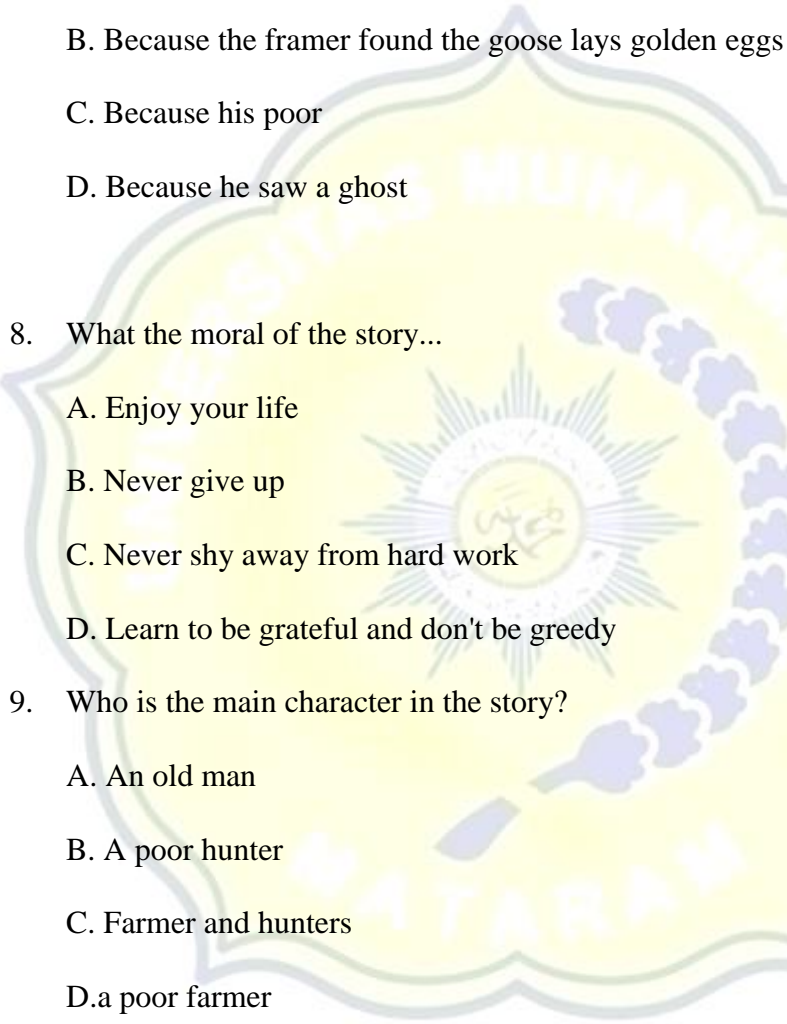
A week later to his most surprise the farmer found an egg in his yard. This was not an ordinary egg. It was a golden egg. He was suddenly overcome with joy. Thereafter, the livelihood had rapidly improved but the farmer had forgotten his early hardship. He became lazy, arrogant and spendthrift.

Strangely, the goose only laid one golden egg every six months. The greedy farmer lost his patient and slaughtered his goose thinking there were plenty of golden eggs inside its stomach. Though the very much regretted for his foolishness, it’s already too late.

Answer the questions below by choosing the correct answer!

1. What is kind of the text above ?
 - A. Recount text
 - B. Narrative text
 - C. Report text
 - D. Descriptive text

2. The characters the farmer is...
 - A. Good
 - B. A most handsome
 - C. A greedy
 - D. A hard worker
3. What the old man gave...
 - A. Golden egg
 - B. Golden cucumber
 - C. A duck
 - D. A goose
4. The situation of this story as living...
 - A. Their lived in the village
 - B. Their lived in the woods
 - C. Their lived in the country
 - D. Their lived in the city
5. Who lives in a remote village in china?
 - A. Farmers
 - B. Hunters
 - C. Farmer and hunters
 - D. Poor farmer's family
6. Why did the farmer lose his patient?
 - A. Good

- B. A most handsome
- C. A greedy
- D. A hard worker
7. Why was the farmer surprised?
- A. Because an old man gave him a goose
- B. Because the framer found the goose lays golden eggs
- C. Because his poor
- D. Because he saw a ghost
8. What the moral of the story...
- A. Enjoy your life
- B. Never give up
- C. Never shy away from hard work
- D. Learn to be grateful and don't be greedy
9. Who is the main character in the story?
- A. An old man
- B. A poor hunter
- C. Farmer and hunters
- D. a poor farmer
10. The story above tell about...
- A. The poor farmer
- B. The golden egg
- 

C. A goose

D. An old man with long grey beard

11. How many only geese lay golden eggs?

A. 1 egg 6 hours

B. 1 egg 6 days

C. 1 egg 6 weeks

D. 1 egg 6 months

12. In the story who lost all his cattle in the flood?

A. a hunter

B. a farmer

C. an old man

D. a patient

13. After the farmer's livelihood increased rapidly, the farmer became...

A. very hardworking and enthusiastic

B. work hard

C. lazy, arrogant, and spendthrift

D. humble and not arrogant

14. Where did the farmer find a golden egg?

A. in his yard

B. in the field

C. in the river

D. in her kitchen

15. Why did the farmer slaughter the goose?

- A. because he wants to eat it
- B. because he thought there were a lot of golden eggs in goose's stomach.
- C. because he wanted to kill him.
- D. because he was annoyed with his goose.

Answer the question below !

1. What is main the problem in this story!
2. What is the complication or main problem from the story above!
3. What did the old man gave?
4. Why the farmer lost his patient?
5. Make the conclusion of the text by your own words!

