

BAB V

PENUTUP

1.1 Kesimpulan

Berdasarkan pembahasan dan hasil analisa terhadap persimpangan bersinyal pada ruas jalan Dasan Cermen Kota Mataram, maka dapat disimpulkan sebagai berikut :

1. Volume arus.
 - a. Berdasarkan volume arus lalu lintas pada setiap waktu hijau pada lengan selatan didapat volume tertinggi pada jam 07.30-08.30 sebesar 681.7 smp, dan volume terendah pada jam 12.00-13.00 sebesar 542.3 smp.
 - b. Berdasarkan volume arus lalu lintas pada setiap waktu hijau pada lengan utara didapat volume tertinggi pada jam 16.45-17.45 sebesar 782.3 smp, dan volume terendah pada jam 07.00-08.00 sebesar 570.3 smp.
 - c. Berdasarkan volume arus lalu lintas pada setiap waktu hijau pada lengan timur didapat volume tertinggi pada jam 16.45-17.45 sebesar 669.3 smp, dan volume terendah pada jam 13.00-14.00 sebesar 417.7 smp.
 - d. Berdasarkan volume arus lalu lintas pada setiap waktu hijau pada lengan barat didapat volume tertinggi pada jam 16.45-17.45 sebesar

644.5 smp, dan volume terendah pada jam 08.00-09.00 sebesar 342.5 smp.

2. Kinerja arus.

- a. Kinerja arus lalu lintas pada volume tertinggi dilengan utara dengan fase hijau sebesar 30 det, maka didapat kapasitas sebesar 781 smp/jam, panjang antrian 89.4m, tundaan 50.55 smp/det dan derajat kejenuhan 1.
- b. Kinerja arus lalu lintas pada volume tertinggi dilengan selatan dengan fase hijau sebesar 28 det, maka didapat kapasitas sebesar 77.5 smp/jam, panjang antrian 89.4 m, tundaan 48.39 smp/det dan derajat kejenuhan 0.77.
- c. Kinerja arus lalu lintas pada volume tertinggi dilengan timur dengan fase hijau sebesar 20 det, maka didapat kapasitas sebesar 808 smp/jam, panjang antrian 78.4 m, tundaan 44.90 smp/det dan derajat kejenuhan 0.82.
- d. Kinerja arus lalu lintas pada volume tertinggi dilengan barat dengan fase hijau sebesar 20 det, maka didapat kapasitas sebesar 774 smp/jam, panjang antrian 63 m, tundaan 43.95 smp/det dan derajat kejenuhan 0.62.

1.2 Saran

Terbatas pada hasil penelitian dan kesimpulan yang telah diuraikan, maka dapat disarankan sebagai berikut: pembahasan dan analisa teknis persimpangan Dasan Cermen Kota Mataram sebaiknya lampu hijau

dipersimpangan bersinyal pada perempatan Dasan Cermen Kota Mataram lebih diperhatikan, supaya kendaraan tidak terlalu macet dan lama menunggu. Untuk mendukung hal tersebut dibutuhkan keseriusan dan ketegasan dari pemerintah selagi pemegang kebijakan untuk dapat terus menjaga dan mempertahankan kelancaran dan kenyamanan lalu lintas masyarakat, mengingat pertumbuhan penduduk sebagai faktor utama yang sangat berpengaruh terhadap tingkat volume lalu lintas dan kinerja jalan akan semakin bertambah di masa yang akan datang.



DAFTAR PUSTAKA

1978. Manual on Uniform Traffic Control Devices for Streets and Highways
Washington D.C.: Federal Highway Administration, U.S. Department of
Transportation.

Abubakar, I 1996, "Menuju Lalulintas dan Angkutan Jalan Yang tertib, Direktorat
Jendrat Perhubungan Direktorat Jendral Perhubungan Darat.

Direktorat Februari, 1997. Jendral Bina Marga Direktorat Bina Jalan Kota
(BINKOT), "*Manual Kapasitas Jalan Indonesia*", (MKJI)

Iphan F. Radam ST., MT dkk "Perancangan Rekayasa Lalulintas Menggunakan
Software KAJI" Fakultas Teknik Program Megister Teknik Universitas
Lambung Mangkurat, 2018

Sm Handoyo, 1999, Arus Lalulintas dan Hambatan Samping





LAMPIRAN

Data Satuan Mobil Penumpang Arah Selatan - Barat Simpang 4 Dasan Cermen Mataram.

| Tabel Volume Satuan Mobil Penumpang Kendaraan | | | | | | | | |
|---|-------|--------------------------------|-----------------------------|----------------------------|-----------------------------------|---------------|-----------------------|--------------|
| Hari : Selasa | | | | | | | | |
| Tanggal : 25 Januari 2022 | | | | | | | | |
| Lokasi : Simpang 4 Dasan Cermen, Mataram | | | | | | | | |
| Arah : Selatan - barat (LTOR) | | | | | | | | |
| No. | Waktu | Sepeda Motor (MC) x 0,2 | Kendaraan Ringan (LV) x 1,0 | Kendaraan Berat (HV) x 1,3 | Kendaraan tak bermotor (UM) x 1,0 | Total SMP/jam | Volume jam puncak (Q) | |
| 1 | PAGI | 07.00 - 08.00 | 71.4 | 66 | 10.4 | 1 | 148.8 | |
| | | 07.15 - 08.15 | 76.8 | 74 | 13 | 1 | 164.8 | |
| | | 07.30 - 08.30 | 77.4 | 75 | 15.6 | 1 | 169 | |
| | | 07.45 - 08.45 | 73.6 | 70 | 18.2 | 2 | 163.8 | |
| | | 08.00 - 09.00 | 72.6 | 64 | 15.6 | 2 | 154.2 | |
| | | Volume jam Puncak pagi | | | | | | 169 |
| 2 | SIANG | 12.00 - 13.00 | 41.4 | 100 | 37.7 | 1 | 180.1 | |
| | | 12.15 - 13.15 | 40 | 108 | 46.8 | 1 | 195.8 | |
| | | 12.30 - 13.30 | 41.4 | 124 | 50.7 | 1 | 217.1 | |
| | | 12.45 - 13.45 | 39.8 | 95 | 48.1 | 0 | 182.9 | |
| | | 13.00 - 14.00 | 38 | 95 | 45.5 | 0 | 178.5 | |
| | | Volume jam Puncak siang | | | | | | 217.1 |
| 3 | SORE | 16.00 - 17.00 | 60.2 | 84 | 37.7 | 1 | 182.9 | |
| | | 16.15 - 17.15 | 65.6 | 79 | 37.7 | 1 | 183.3 | |
| | | 16.30 - 17.30 | 68.8 | 68 | 27.3 | 0 | 164.1 | |
| | | 16.45 - 17.45 | 68.8 | 76 | 28.6 | 0 | 173.4 | |
| | | 17.00 - 18.00 | 66.6 | 63 | 36.4 | 0 | 166 | |
| | | Volume jam Puncak sore | | | | | | 183.3 |

Data Satuan Mobil Penumpang Arah Selatan - Utara Simpang 4 Dasan Cermen Mataram.

| Tabel Volume Satuan Mobil Penumpang Kendaraan | | | | | | | | |
|---|-------|--------------------------------|-----------------------------|----------------------------|-----------------------------------|---------------|-----------------------|--------------|
| Hari : Selasa | | | | | | | | |
| Tanggal : 25 Januari 2022 | | | | | | | | |
| Lokasi : Simpang 4 Dasan Cermen, Mataram | | | | | | | | |
| Arah : Selatan - utara (ST) | | | | | | | | |
| No. | Waktu | Sepeda Motor (MC) x 0,2 | Kendaraan Ringan (LV) x 1,0 | Kendaraan Berat (HV) x 1,3 | Kendaraan tak bermotor (UM) x 1,0 | Total SMP/jam | Volume jam puncak (Q) | |
| 1 | PAGI | 07.00 - 08.00 | 96.6 | 165 | 33.8 | 4 | 299.4 | |
| | | 07.15 - 08.15 | 92 | 186 | 42.9 | 3 | 323.9 | |
| | | 07.30 - 08.30 | 82.8 | 218 | 52 | 1 | 353.8 | |
| | | 07.45 - 08.45 | 77.4 | 234 | 61.1 | 1 | 373.5 | |
| | | 08.00 - 09.00 | 72.8 | 241 | 59.8 | 1 | 374.6 | |
| | | Volume jam Puncak pagi | | | | | | 374.6 |
| 2 | SIANG | 12.00 - 13.00 | 94.2 | 194 | 19.5 | 1 | 308.7 | |
| | | 12.15 - 13.15 | 94.2 | 214 | 20.8 | 1 | 330 | |
| | | 12.30 - 13.30 | 87.2 | 207 | 22.1 | 2 | 318.3 | |
| | | 12.45 - 13.45 | 112 | 258 | 29.9 | 2 | 401.9 | |
| | | 13.00 - 14.00 | 127.2 | 283 | 44.2 | 1 | 455.4 | |
| | | Volume jam Puncak siang | | | | | | 455.4 |
| 3 | SORE | 16.00 - 17.00 | 183.2 | 183 | 24.7 | 2 | 392.9 | |
| | | 16.15 - 17.15 | 207.4 | 223 | 16.9 | 2 | 449.3 | |
| | | 16.30 - 17.30 | 212.8 | 226 | 19.5 | 1 | 459.3 | |
| | | 16.45 - 17.45 | 227.2 | 251 | 18.2 | 0 | 496.4 | |
| | | 17.00 - 18.00 | 221.2 | 229 | 16.9 | 0 | 467.1 | |
| | | Volume jam Puncak sore | | | | | | 496.4 |

Data Satuan Mobil Penumpang Arah Selatan – Timur Simpang 4 Dasan Cermen Mataram.

| Tabel Volume Satuan Mobil Penumpang Kendaraan | | | | | | | | |
|---|-------|--------------------------------|-----------------------------|----------------------------|-----------------------------------|---------------|-----------------------|--------------|
| Hari : Selasa | | | | | | | | |
| Tanggal : 25 Januari 2022 | | | | | | | | |
| Lokasi : Simpang 4 Dasan Cermen, Mataram | | | | | | | | |
| Arah : Selatan - Timur (RT) | | | | | | | | |
| No. | Waktu | Sepeda Motor (MC) x 0,2 | Kendaraan Ringan (LV) x 1,0 | Kendaraan Berat (HV) x 1,3 | Kendaraan tak bermotor (UM) x 1,0 | Total SMP/jam | Volume jam puncak (Q) | |
| 1 | PAGI | 07.00 - 08.00 | 57 | 55 | 9.1 | 1 | 122.1 | |
| | | 07.15 - 08.15 | 61.8 | 57 | 13 | 1 | 132.8 | |
| | | 07.30 - 08.30 | 64.4 | 61 | 18.2 | 0 | 143.6 | |
| | | 07.45 - 08.45 | 64.4 | 59 | 20.8 | 0 | 144.2 | |
| | | 08.00 - 09.00 | 64.6 | 58 | 24.7 | 0 | 147.3 | |
| | | Volume jam Puncak pagi | | | | | | 147.3 |
| 2 | SIANG | 12.00 - 13.00 | 36 | 54 | 26 | 0 | 116 | |
| | | 12.15 - 13.15 | 36.8 | 58 | 28.6 | 0 | 123.4 | |
| | | 12.30 - 13.30 | 38.2 | 53 | 31.2 | 0 | 122.4 | |
| | | 12.45 - 13.45 | 36.4 | 58 | 32.5 | 0 | 126.9 | |
| | | 13.00 - 14.00 | 34.8 | 62 | 37.7 | 0 | 134.5 | |
| | | Volume jam Puncak siang | | | | | | 134.5 |
| 3 | SORE | 16.00 - 17.00 | 46.6 | 52 | 11.7 | 0 | 110.3 | |
| | | 16.15 - 17.15 | 50.6 | 51 | 10.4 | 0 | 112 | |
| | | 16.30 - 17.30 | 51.4 | 60 | 11.7 | 0 | 123.1 | |
| | | 16.45 - 17.45 | 52.4 | 51 | 9.1 | 0 | 112.5 | |
| | | 17.00 - 18.00 | 53.4 | 49 | 7.8 | 0 | 110.2 | |
| | | Volume jam Puncak sore | | | | | | 123.1 |

Data Satuan Mobil Penumpang Arah Barat - Utara Simpang 4 Dasan Cermen Mataram.

| Tabel Volume Satuan Mobil Penumpang Kendaraan | | | | | | | | |
|---|-------|--------------------------------|-----------------------------|----------------------------|-----------------------------------|---------------|-----------------------|--------------|
| Hari : Selasa | | | | | | | | |
| Tanggal : 25 Januari 2022 | | | | | | | | |
| Lokasi : Simpang 4 Dasan Cermen, Mataram | | | | | | | | |
| Arah : Barat - Utara (L/TOR) | | | | | | | | |
| No. | Waktu | Sepeda Motor (MC) x 0,2 | Kendaraan Ringan (LV) x 1,0 | Kendaraan Berat (HV) x 1,3 | Kendaraan tak bermotor (UM) x 1,0 | Total SMP/jam | Volume jam puncak (Q) | |
| 1 | PAGI | 07.00 - 08.00 | 54.8 | 47 | 10.4 | 1 | 113.2 | |
| | | 07.15 - 08.15 | 55.6 | 52 | 13 | 1 | 121.6 | |
| | | 07.30 - 08.30 | 54 | 51 | 15.6 | 1 | 121.6 | |
| | | 07.45 - 08.45 | 51.4 | 45 | 18.2 | 2 | 116.6 | |
| | | 08.00 - 09.00 | 50.4 | 40 | 15.6 | 2 | 108 | |
| | | Volume jam Puncak pagi | | | | | | 121.6 |
| 2 | SIANG | 12.00 - 13.00 | 42.2 | 51 | 37.7 | 0 | 130.9 | |
| | | 12.15 - 13.15 | 42 | 52 | 46.8 | 0 | 140.8 | |
| | | 12.30 - 13.30 | 41.2 | 47 | 50.7 | 0 | 138.9 | |
| | | 12.45 - 13.45 | 40.8 | 40 | 48.1 | 0 | 128.9 | |
| | | 13.00 - 14.00 | 40 | 39 | 45.5 | 0 | 124.5 | |
| | | Volume jam Puncak siang | | | | | | 140.8 |
| 3 | SORE | 16.00 - 17.00 | 53.4 | 84 | 28.6 | 2 | 168 | |
| | | 16.15 - 17.15 | 55.6 | 79 | 32.5 | 2 | 169.1 | |
| | | 16.30 - 17.30 | 56.6 | 68 | 24.7 | 2 | 151.3 | |
| | | 16.45 - 17.45 | 57.6 | 76 | 22.1 | 2 | 157.7 | |
| | | 17.00 - 18.00 | 57 | 63 | 24.7 | 1 | 145.7 | |
| | | Volume jam Puncak sore | | | | | | 169.1 |

Data Satuan Mobil Penumpang Arah Barat - Timur Simpang 4 Dasan Cermen Mataram.

| Tabel Volume Satuan Mobil Penumpang Kendaraan | | | | | | | |
|---|-------|-------------------------|-----------------------------|----------------------------|-----------------------------------|---------------|-----------------------|
| Hari : Selasa | | | | | | | |
| Tanggal : 25 Januari 2022 | | | | | | | |
| Lokasi : Simpang 4 Dasan Cermen, Mataram | | | | | | | |
| Arah : Barat - Timur (ST) | | | | | | | |
| No. | Waktu | Sepeda Motor (MC) x 0,2 | Kendaraan Ringan (LV) x 1,0 | Kendaraan Berat (HV) x 1,3 | Kendaraan tak bermotor (UM) x 1,0 | Total SMP/jam | Volume jam puncak (Q) |
| 1 | PAGI | 07.00 - 08.00 | 95 | 110 | 26 | 1 | 232 |
| | | 07.15 - 08.15 | 89 | 102 | 26 | 1 | 218 |
| | | 07.30 - 08.30 | 74.8 | 87 | 22.1 | 1 | 184.9 |
| | | 07.45 - 08.45 | 77.2 | 79 | 15.6 | 1 | 172.8 |
| | | 08.00 - 09.00 | 74.4 | 72 | 11.7 | 1 | 159.1 |
| Volume jam Puncak pagi | | | | | | | 232 |
| 2 | SIANG | 12.00 - 13.00 | 103.4 | 113 | 37.7 | 1 | 255.1 |
| | | 12.15 - 13.15 | 102.8 | 118 | 39 | 2 | 261.8 |
| | | 12.30 - 13.30 | 91 | 106 | 35.1 | 2 | 234.1 |
| | | 12.45 - 13.45 | 86 | 98 | 28.6 | 1 | 213.6 |
| | | 13.00 - 14.00 | 81.2 | 93 | 27.3 | 1 | 202.5 |
| Volume jam Puncak siang | | | | | | | 261.8 |
| 3 | SORE | 16.00 - 17.00 | 140.2 | 115 | 49.4 | 0 | 304.6 |
| | | 16.15 - 17.15 | 162.4 | 134 | 53.3 | 1 | 350.7 |
| | | 16.30 - 17.30 | 178 | 151 | 50.7 | 3 | 382.7 |
| | | 16.45 - 17.45 | 187.4 | 174 | 45.5 | 4 | 410.9 |
| | | 17.00 - 18.00 | 173.6 | 169 | 35.1 | 4 | 381.7 |
| Volume jam Puncak sore | | | | | | | 410.9 |
| | | | | | | | 410.9 |

Data Satuan Mobil Penumpang Arah Barat - Selatan Simpang 4 Dasan Cermen Mataram.

| Tabel Volume Satuan Mobil Penumpang Kendaraan | | | | | | | |
|---|-------|-------------------------|-----------------------------|----------------------------|-----------------------------------|---------------|-----------------------|
| Hari : Selasa | | | | | | | |
| Tanggal : 25 Januari 2022 | | | | | | | |
| Lokasi : Simpang 4 Dasan Cermen, Mataram | | | | | | | |
| Arah : Barat - Selatan (RT) | | | | | | | |
| No. | Waktu | Sepeda Motor (MC) x 0,2 | Kendaraan Ringan (LV) x 1,0 | Kendaraan Berat (HV) x 1,3 | Kendaraan tak bermotor (UM) x 1,0 | Total SMP/jam | Volume jam puncak (Q) |
| 1 | PAGI | 07.00 - 08.00 | 39.2 | 30 | 19.5 | 19 | 107.7 |
| | | 07.15 - 08.15 | 38.6 | 26 | 23.4 | 11 | 99 |
| | | 07.30 - 08.30 | 36.2 | 21 | 11.7 | 12 | 80.9 |
| | | 07.45 - 08.45 | 33.8 | 24 | 7.8 | 13 | 78.6 |
| | | 08.00 - 09.00 | 30.6 | 23 | 7.8 | 14 | 75.4 |
| Volume jam Puncak pagi | | | | | | | 107.7 |
| 2 | SIANG | 12.00 - 13.00 | 35.8 | 18 | 7.8 | 1 | 62.6 |
| | | 12.15 - 13.15 | 35.6 | 26 | 10.4 | 1 | 73 |
| | | 12.30 - 13.30 | 35.2 | 28 | 13 | 1 | 77.2 |
| | | 12.45 - 13.45 | 33.4 | 32 | 11.7 | 1 | 78.1 |
| | | 13.00 - 14.00 | 32.8 | 30 | 10.4 | 0 | 73.2 |
| Volume jam Puncak siang | | | | | | | 78.1 |
| 3 | SORE | 16.00 - 17.00 | 44.8 | 16 | 6.5 | 2 | 69.3 |
| | | 16.15 - 17.15 | 46.6 | 21 | 6.5 | 4 | 78.1 |
| | | 16.30 - 17.30 | 48.2 | 24 | 5.2 | 4 | 81.4 |
| | | 16.45 - 17.45 | 50 | 20 | 3.9 | 2 | 75.9 |
| | | 17.00 - 18.00 | 49.4 | 25 | 2.6 | 2 | 79 |
| Volume jam Puncak sore | | | | | | | 81.4 |
| | | | | | | | 107.7 |

Data Satuan Mobil Penumpang Arah Utara – Timur Simpang 4 Dasan Cermen Mataram.

| Tabel Volume Satuan Mobil Penumpang Kendaraan | | | | | | | | |
|---|-------|-------------------------|-----------------------------|----------------------------|-----------------------------------|---------------|-----------------------|-------|
| Hari : Selasa | | | | | | | | |
| Tanggal : 25 Januari 2022 | | | | | | | | |
| Lokasi : Simpang 4 Dasan Cermen, Mataram | | | | | | | | |
| Arah : Utara - Timur (LTOR) | | | | | | | | |
| No. | Waktu | Sepeda Motor (MC) x 0,2 | Kendaraan Ringan (LV) x 1,0 | Kendaraan Berat (HV) x 1,3 | Kendaraan tak bermotor (UM) x 1,0 | Total SMP/jam | Volume jam puncak (Q) | |
| 1 | PAGI | 07.00 - 08.00 | 57 | 87 | 5.2 | 1 | 150.2 | 161.9 |
| | | 07.15 - 08.15 | 55.8 | 92 | 7.8 | 1 | 156.6 | |
| | | 07.30 - 08.30 | 53.6 | 96 | 7.8 | 0 | 157.4 | |
| | | 07.45 - 08.45 | 52.8 | 100 | 9.1 | 0 | 161.9 | |
| | | 08.00 - 09.00 | 51.2 | 101 | 9.1 | 0 | 161.3 | |
| Volume jam Puncak pagi | | | | | | 161.9 | | |
| 2 | SIANG | 12.00 - 13.00 | 43.8 | 54 | 9.1 | 0 | 106.9 | |
| | | 12.15 - 13.15 | 45.8 | 58 | 13 | 0 | 116.8 | |
| | | 12.30 - 13.30 | 44.2 | 53 | 13 | 0 | 110.2 | |
| | | 12.45 - 13.45 | 42.8 | 58 | 14.3 | 0 | 115.1 | |
| | | 13.00 - 14.00 | 44.2 | 62 | 14.3 | 0 | 120.5 | |
| Volume jam Puncak siang | | | | | | 120.5 | | |
| 3 | SORE | 16.00 - 17.00 | 38.4 | 55 | 13 | 1 | 107.4 | |
| | | 16.15 - 17.15 | 43.4 | 54 | 11.7 | 1 | 110.1 | |
| | | 16.30 - 17.30 | 48.6 | 64 | 13 | 1 | 126.6 | |
| | | 16.45 - 17.45 | 52 | 52 | 10.4 | 1 | 115.4 | |
| | | 17.00 - 18.00 | 52 | 50 | 7.8 | 0 | 109.8 | |
| Volume jam Puncak sore | | | | | | 126.6 | | |

Data Satuan Mobil Penumpang Utara – Selatan Simpang 4 Dasan Cermen Mataram.

| Tabel Volume Satuan Mobil Penumpang Kendaraan | | | | | | | | |
|---|-------|-------------------------|-----------------------------|----------------------------|-----------------------------------|---------------|-----------------------|-------|
| Hari : Selasa | | | | | | | | |
| Tanggal : 25 Januari 2022 | | | | | | | | |
| Lokasi : Simpang 4 Dasan Cermen, Mataram | | | | | | | | |
| Arah : Utara - selatan (ST) | | | | | | | | |
| No. | Waktu | Sepeda Motor (MC) x 0,2 | Kendaraan Ringan (LV) x 1,0 | Kendaraan Berat (HV) x 1,3 | Kendaraan tak bermotor (UM) x 1,0 | Total SMP/jam | Volume jam puncak (Q) | |
| 1 | PAGI | 07.00 - 08.00 | 151.8 | 168 | 28.6 | 2 | 350.4 | 383.2 |
| | | 07.15 - 08.15 | 154 | 182 | 37.7 | 1 | 374.7 | |
| | | 07.30 - 08.30 | 151.6 | 189 | 41.6 | 1 | 383.2 | |
| | | 07.45 - 08.45 | 144.6 | 193 | 42.9 | 1 | 381.5 | |
| | | 08.00 - 09.00 | 131.8 | 181 | 40.3 | 0 | 353.1 | |
| Volume jam Puncak pagi | | | | | | 383.2 | | |
| 2 | SIANG | 12.00 - 13.00 | 104.6 | 213 | 31.2 | 3 | 351.8 | |
| | | 12.15 - 13.15 | 120.8 | 210 | 39 | 4 | 373.8 | |
| | | 12.30 - 13.30 | 124 | 210 | 35.1 | 4 | 373.1 | |
| | | 12.45 - 13.45 | 118.4 | 220 | 33.8 | 4 | 376.2 | |
| | | 13.00 - 14.00 | 112 | 219 | 35.1 | 3 | 369.1 | |
| Volume jam Puncak siang | | | | | | 376.2 | | |
| 3 | SORE | 16.00 - 17.00 | 127.8 | 193 | 33.8 | 1 | 355.6 | |
| | | 16.15 - 17.15 | 135.2 | 187 | 35.1 | 0 | 357.3 | |
| | | 16.30 - 17.30 | 141.4 | 186 | 35.1 | 0 | 362.5 | |
| | | 16.45 - 17.45 | 141.4 | 177 | 29.9 | 0 | 348.3 | |
| | | 17.00 - 18.00 | 137.6 | 189 | 27.3 | 0 | 353.9 | |
| Volume jam Puncak sore | | | | | | 362.5 | | |

Data Satuan Mobil Penumpang Arah Utara - Barat Simpang 4 Dasan Cermen Mataram.

| Tabel Volume Satuan Mobil Penumpang Kendaraan | | | | | | | | |
|---|-------|-------------------------|-----------------------------|----------------------------|-----------------------------------|---------------|-----------------------|-------|
| Hari : Selasa | | | | | | | | |
| Tanggal : 25 Januari 2022 | | | | | | | | |
| Lokasi : Simpang 4 Dasan Cermen, Mataram | | | | | | | | |
| Arah : Utara - barat (RT) | | | | | | | | |
| No. | Waktu | Sepeda Motor (MC) x 0,2 | Kendaraan Ringan (LV) x 1,0 | Kendaraan Berat (HV) x 1,3 | Kendaraan tak bermotor (UM) x 1,0 | Total SMP/jam | Volume jam puncak (Q) | |
| 1 | PAGI | 07.00 - 08.00 | 58.4 | 77 | 7.8 | 0 | 143.2 | |
| | | 07.15 - 08.15 | 51.6 | 87 | 7.8 | 0 | 146.4 | |
| | | 07.30 - 08.30 | 45.6 | 89 | 6.5 | 0 | 141.1 | |
| | | 07.45 - 08.45 | 40.6 | 87 | 3.9 | 1 | 132.5 | |
| | | 08.00 - 09.00 | 36.2 | 78 | 5.2 | 2 | 121.4 | |
| Volume jam Puncak pagi | | | | | | 146.4 | 146.4 | |
| 2 | SIANG | 12.00 - 13.00 | 40.4 | 38 | 5.2 | 0 | | 83.6 |
| | | 12.15 - 13.15 | 38.4 | 42 | 7.8 | 0 | | 88.2 |
| | | 12.30 - 13.30 | 39.8 | 42 | 6.5 | 0 | | 88.3 |
| | | 12.45 - 13.45 | 41.2 | 39 | 7.8 | 0 | | 88 |
| | | 13.00 - 14.00 | 39.8 | 45 | 10.4 | 0 | | 95.2 |
| Volume jam Puncak siang | | | | | | 95.2 | | |
| 3 | SORE | 16.00 - 17.00 | 57.8 | 41 | 10.4 | 0 | | 109.2 |
| | | 16.15 - 17.15 | 59.2 | 41 | 9.1 | 1 | | 110.3 |
| | | 16.30 - 17.30 | 61.8 | 38 | 10.4 | 1 | | 111.2 |
| | | 16.45 - 17.45 | 64.6 | 31 | 7.8 | 1 | | 104.4 |
| | | 17.00 - 18.00 | 61.2 | 28 | 7.8 | 1 | | 98 |
| Volume jam Puncak sore | | | | | | 111.2 | | |

Data Satuan Mobil Penumpang Arah Timur - Selatan Simpang 4 Dasan Cermen Mataram.

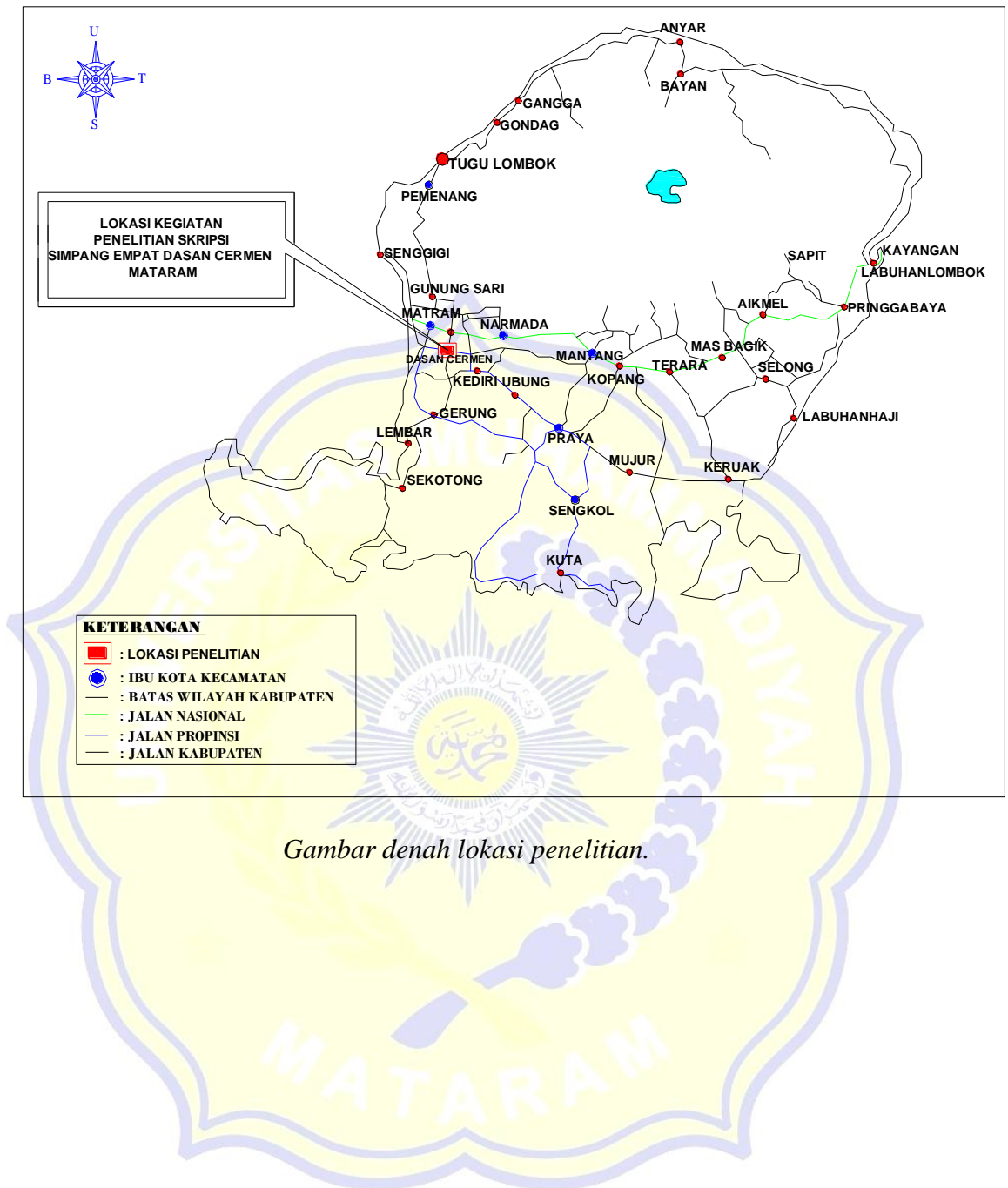
| Tabel Volume Satuan Mobil Penumpang Kendaraan | | | | | | | | |
|---|-------|-------------------------|-----------------------------|----------------------------|-----------------------------------|---------------|-----------------------|-------|
| Hari : Selasa | | | | | | | | |
| Tanggal : 25 Januari 2022 | | | | | | | | |
| Lokasi : Simpang 4 Dasan Cermen, Mataram | | | | | | | | |
| Arah : Timur - Selatan (L.TOR) | | | | | | | | |
| No. | Waktu | Sepeda Motor (MC) x 0,2 | Kendaraan Ringan (LV) x 1,0 | Kendaraan Berat (HV) x 1,3 | Kendaraan tak bermotor (UM) x 1,0 | Total SMP/jam | Volume jam puncak (Q) | |
| 1 | PAGI | 07.00 - 08.00 | 45.6 | 36 | 27.3 | 1 | 109.9 | |
| | | 07.15 - 08.15 | 46.8 | 40 | 33.8 | 1 | 121.6 | |
| | | 07.30 - 08.30 | 45.6 | 39 | 33.8 | 1 | 119.4 | |
| | | 07.45 - 08.45 | 43.4 | 36 | 33.8 | 2 | 115.2 | |
| | | 08.00 - 09.00 | 42.4 | 34 | 27.3 | 2 | 105.7 | |
| Volume jam Puncak pagi | | | | | | 121.6 | 169.5 | |
| 2 | SIANG | 12.00 - 13.00 | 32.4 | 51 | 37.7 | 0 | | 121.1 |
| | | 12.15 - 13.15 | 33.8 | 52 | 46.8 | 0 | | 132.6 |
| | | 12.30 - 13.30 | 32.6 | 47 | 50.7 | 0 | | 130.3 |
| | | 12.45 - 13.45 | 31 | 40 | 48.1 | 0 | | 119.1 |
| | | 13.00 - 14.00 | 29.4 | 39 | 45.5 | 0 | | 113.9 |
| Volume jam Puncak siang | | | | | | 132.6 | | |
| 3 | SORE | 16.00 - 17.00 | 43.6 | 40 | 52 | 2 | | 137.6 |
| | | 16.15 - 17.15 | 48 | 47 | 52 | 2 | | 149 |
| | | 16.30 - 17.30 | 50.2 | 66 | 49.4 | 2 | | 167.6 |
| | | 16.45 - 17.45 | 51.8 | 67 | 44.2 | 2 | | 165 |
| | | 17.00 - 18.00 | 52.2 | 76 | 40.3 | 1 | | 169.5 |
| Volume jam Puncak sore | | | | | | 169.5 | | |

Data Satuan Mobil Penumpang Arah Timur - Barat Simpang 4 Dasan Cermen Mataram.

| Tabel Volume Satuan Mobil Penumpang Kendaraan | | | | | | | | |
|---|-------|--------------------------------|-----------------------------|----------------------------|-----------------------------------|---------------|-----------------------|--------------|
| Hari : Selasa | | | | | | | | |
| Tanggal : 25 Januari 2022 | | | | | | | | |
| Lokasi : Simpang 4 Dasan Cermen, Mataram | | | | | | | | |
| Arah : Timur - barat (ST) | | | | | | | | |
| No. | Waktu | Sepeda Motor (MC) x 0,2 | Kendaraan Ringan (LV) x 1,0 | Kendaraan Berat (HV) x 1,3 | Kendaraan tak bermotor (UM) x 1,0 | Total SMP/jam | Volume jam puncak (Q) | |
| 1 | PAGI | 07.00 - 08.00 | 129.2 | 72 | 28.6 | 2 | 231.8 | |
| | | 07.15 - 08.15 | 126 | 74 | 29.9 | 2 | 231.9 | |
| | | 07.30 - 08.30 | 117.6 | 89 | 28.6 | 2 | 237.2 | |
| | | 07.45 - 08.45 | 109 | 82 | 23.4 | 1 | 215.4 | |
| | | 08.00 - 09.00 | 107.2 | 74 | 18.2 | 0 | 199.4 | |
| | | Volume jam Puncak pagi | | | | | | 237.2 |
| 2 | SIANG | 12.00 - 13.00 | 76.8 | 101 | 42.9 | 0 | 220.7 | |
| | | 12.15 - 13.15 | 72.2 | 102 | 41.6 | 0 | 215.8 | |
| | | 12.30 - 13.30 | 68.6 | 92 | 36.4 | 0 | 197 | |
| | | 12.45 - 13.45 | 64.8 | 89 | 28.6 | 0 | 182.4 | |
| | | 13.00 - 14.00 | 62.8 | 89 | 27.3 | 0 | 179.1 | |
| | | Volume jam Puncak siang | | | | | | 220.7 |
| 3 | SORE | 16.00 - 17.00 | 101.8 | 110 | 44.2 | 0 | 256 | |
| | | 16.15 - 17.15 | 112 | 117 | 40.3 | 1 | 270.3 | |
| | | 16.30 - 17.30 | 122.4 | 130 | 39 | 3 | 294.4 | |
| | | 16.45 - 17.45 | 121.8 | 143 | 37.7 | 3 | 305.5 | |
| | | 17.00 - 18.00 | 120.6 | 135 | 33.8 | 3 | 292.4 | |
| | | Volume jam Puncak sore | | | | | | 305.5 |

Data Satuan Mobil Penumpang Arah Timur - Utara Simpang 4 Dasan Cermen Mataram.

| Tabel Volume Satuan Mobil Penumpang Kendaraan | | | | | | | | |
|---|-------|--------------------------------|-----------------------------|----------------------------|-----------------------------------|---------------|-----------------------|--------------|
| Hari : Selasa | | | | | | | | |
| Tanggal : 25 Januari 2022 | | | | | | | | |
| Lokasi : Simpang 4 Dasan Cermen, Mataram | | | | | | | | |
| Arah : Timur - Utara (RT) | | | | | | | | |
| No. | Waktu | Sepeda Motor (MC) x 0,2 | Kendaraan Ringan (LV) x 1,0 | Kendaraan Berat (HV) x 1,3 | Kendaraan tak bermotor (UM) x 1,0 | Total SMP/jam | Volume jam puncak (Q) | |
| 1 | PAGI | 07.00 - 08.00 | 73.6 | 41 | 45.5 | 1 | 161.1 | |
| | | 07.15 - 08.15 | 70 | 42 | 45.5 | 1 | 158.5 | |
| | | 07.30 - 08.30 | 64.2 | 39 | 40.3 | 0 | 143.5 | |
| | | 07.45 - 08.45 | 57.8 | 36 | 36.4 | 0 | 130.2 | |
| | | 08.00 - 09.00 | 52.4 | 34 | 35.1 | 0 | 121.5 | |
| | | Volume jam Puncak pagi | | | | | | 161.1 |
| 2 | SIANG | 12.00 - 13.00 | 44 | 47 | 27.3 | 0 | 118.3 | |
| | | 12.15 - 13.15 | 44.2 | 54 | 28.6 | 0 | 126.8 | |
| | | 12.30 - 13.30 | 41.4 | 53 | 31.2 | 0 | 125.6 | |
| | | 12.45 - 13.45 | 38.8 | 48 | 32.5 | 0 | 119.3 | |
| | | 13.00 - 14.00 | 37 | 50 | 37.7 | 0 | 124.7 | |
| | | Volume jam Puncak siang | | | | | | 126.8 |
| 3 | SORE | 16.00 - 17.00 | 60 | 46 | 68.9 | 1 | 175.9 | |
| | | 16.15 - 17.15 | 72.6 | 53 | 66.3 | 1 | 192.9 | |
| | | 16.30 - 17.30 | 82 | 57 | 65 | 1 | 205 | |
| | | 16.45 - 17.45 | 84.4 | 51 | 62.4 | 1 | 198.8 | |
| | | 17.00 - 18.00 | 89.8 | 48 | 54.6 | 1 | 193.4 | |
| | | Volume jam Puncak sore | | | | | | 205 |





Gambar dokumentasi penelitian 2022.



Gambar dokumentasi penelitian 2022.



Gambar dokumentasi penelitian 2022.



Gambar dokumentasi penelitian 2022.

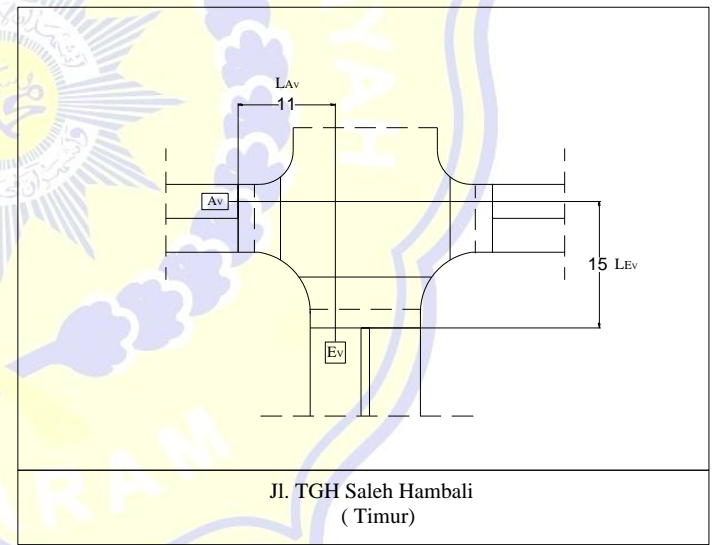
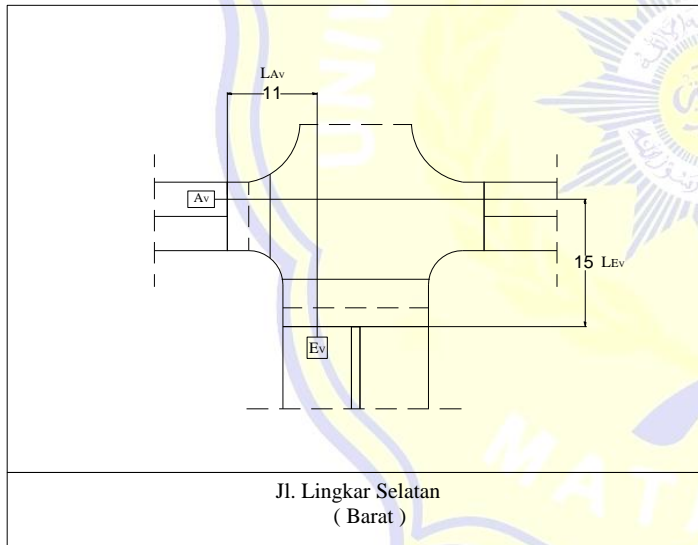
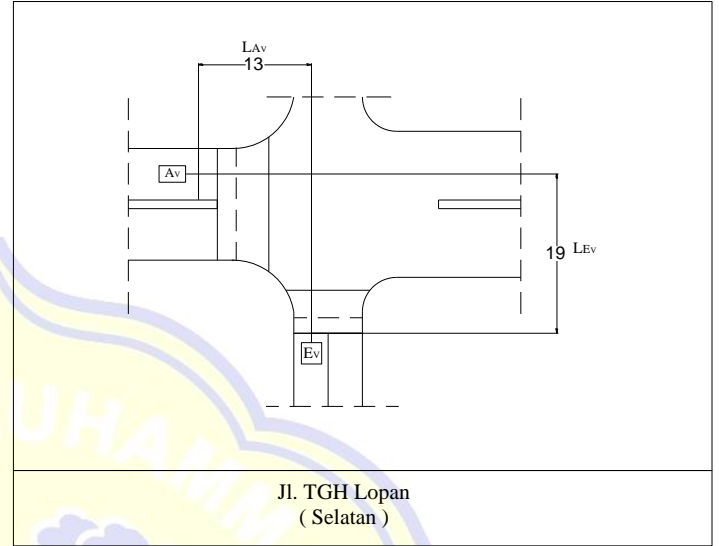
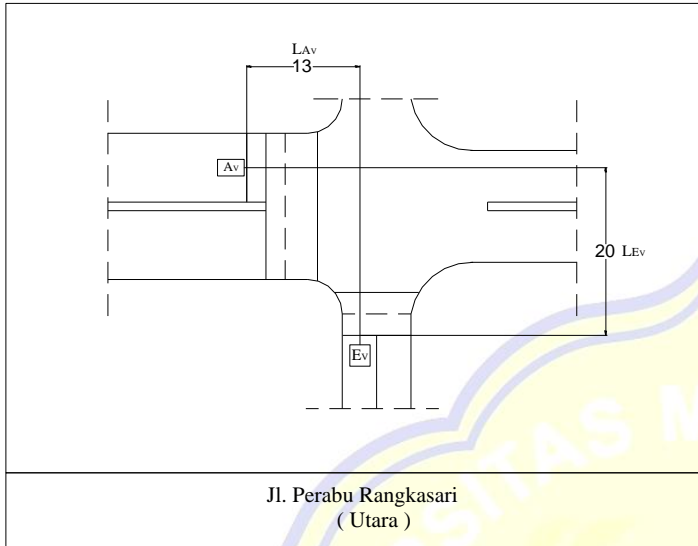


Gambar dokumentasi penelitian 2022.

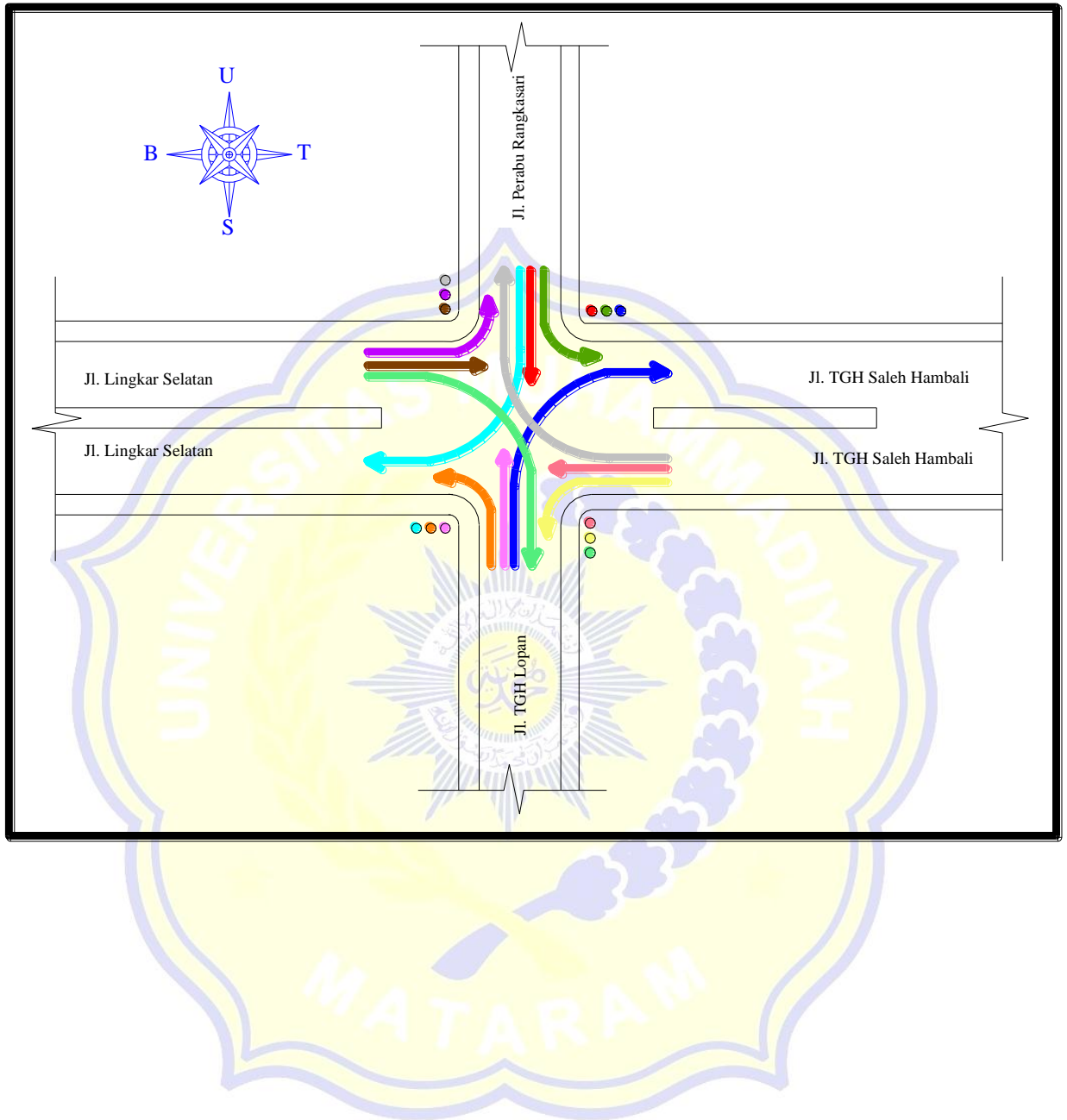


Gambar dokumentasi penelitian 2022.

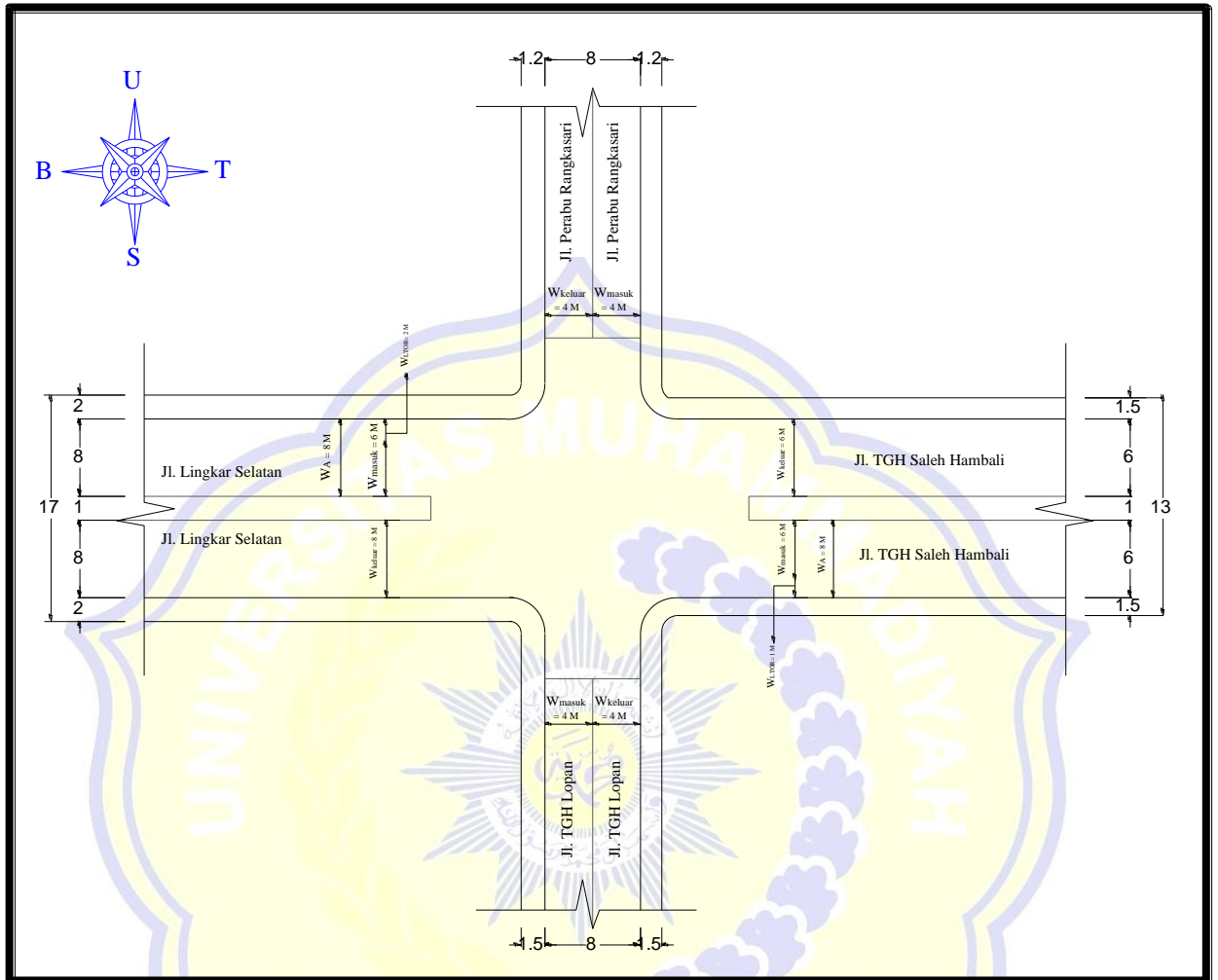
GAMBAR JARAK KEBERANGKATAN DAN KEDATANGAN



POSISI TIM SURVEY SAAT PERHITUNGAN DATA LHR

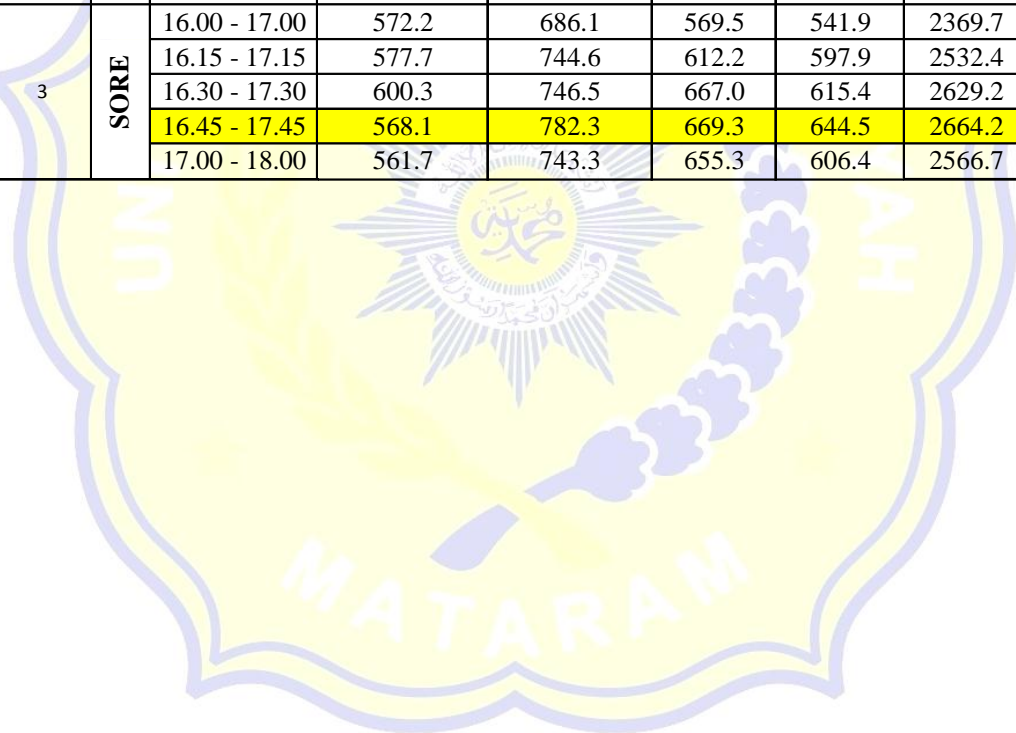


GAMBAR GEOMETRI



REKAP DATA SATUAN MOBIL PENUMPANG

| Tabel Rekap Satuan Mobil Penumpang (SMP) | | | | | | | |
|---|-------|------------------------|--------------------------------|--------------------------|------------------------------|------------------------|-------------------|
| Hari : Selasa | | | | | | | |
| Tanggal : 25 Januari 2022 | | | | | | | |
| Lokasi : Simpang 4 Dasan Cermen, Mataram | | | | | | | |
| No. | Waktu | Jl. Gajah Mada (Utara) | Jl. KH. Ahmad Dahlan (Selatan) | Jl. Guru Bangkol (Timur) | Jl. Sultan Khairudin (Barat) | Total Volume Kendaraan | Volume Jam Puncak |
| 1 | PAGI | 07.00 - 08.00 | 643.8 | 570.3 | 502.8 | 452.9 | 2169.8 |
| | | 07.15 - 08.15 | 677.7 | 621.5 | 512.0 | 438.6 | 2249.8 |
| | | 07.30 - 08.30 | 681.7 | 666.4 | 500.1 | 387.4 | 2235.6 |
| | | 07.45 - 08.45 | 675.9 | 681.5 | 460.8 | 368.0 | 2186.2 |
| | | 08.00 - 09.00 | 635.8 | 676.1 | 426.6 | 342.5 | 2081.0 |
| 2 | SIANG | 12.00 - 13.00 | 542.3 | 604.8 | 460.1 | 448.6 | 2055.8 |
| | | 12.15 - 13.15 | 578.8 | 649.2 | 475.2 | 475.6 | 2178.8 |
| | | 12.30 - 13.30 | 571.6 | 657.8 | 452.9 | 450.2 | 2132.5 |
| | | 12.45 - 13.45 | 579.3 | 711.7 | 420.8 | 420.6 | 2132.4 |
| | | 13.00 - 14.00 | 584.8 | 768.4 | 417.7 | 400.2 | 2171.1 |
| 3 | SORE | 16.00 - 17.00 | 572.2 | 686.1 | 569.5 | 541.9 | 2369.7 |
| | | 16.15 - 17.15 | 577.7 | 744.6 | 612.2 | 597.9 | 2532.4 |
| | | 16.30 - 17.30 | 600.3 | 746.5 | 667.0 | 615.4 | 2629.2 |
| | | 16.45 - 17.45 | 568.1 | 782.3 | 669.3 | 644.5 | 2664.2 |
| | | 17.00 - 18.00 | 561.7 | 743.3 | 655.3 | 606.4 | 2566.7 |
| | | | | | | | 2664.2 |



REKAP DATA VOLUME LALULINTAS PADA JAM PUNCAK

| Volume Lalu Lintas pada Jam Puncak | | | | | | |
|--|---------------------------|---------|-------------------|-----------------------|----------------------|-----------------------------|
| Hari : Selasa | | | | | | |
| Tanggal : 25 Januari 2022 | | | | | | |
| Lokasi : Simpang 4 Dasan Cermen, Mataram | | | | | | |
| Waktu : 16.45 - 17.45 | | | | | | |
| No. | Lengan | Arah | Sepeda Motor (MC) | Kendaraan Ringan (LV) | Kendaraan Berat (HV) | Kendaraan Tak bermotor (UM) |
| 1 | Jl. TGH Lopan (U) | LT/LTOR | 260 | 52 | 8 | 1 |
| | | ST | 707 | 177 | 23 | 0 |
| | | RT | 323 | 31 | 6 | 1 |
| | | Total | 1290 | 260 | 37 | 2 |
| 2 | Jl. Perabu Rangkasari (S) | LT/LTOR | 344 | 76 | 22 | 0 |
| | | ST | 1136 | 251 | 14 | 0 |
| | | RT | 262 | 51 | 7 | 0 |
| | | Total | 1742 | 378 | 43 | 0 |
| 3 | Jl. TGH Saleh Hambali (T) | LT/LTOR | 259 | 67 | 34 | 2 |
| | | ST | 609 | 143 | 29 | 3 |
| | | RT | 422 | 51 | 48 | 1 |
| | | Total | 1290 | 261 | 111 | 6 |
| 4 | Jl. Lingkar selatan (B) | LT/LTOR | 0 | 0 | 0 | 0 |
| | | ST | 937 | 174 | 35 | 4 |
| | | RT | 250 | 20 | 3 | 2 |
| | | Total | 1187 | 194 | 38 | 6 |
| Jumlah | | | 5509 | 1093 | 229 | 14 |

